


2021-22

FIRST INTERIM  
FINANCIAL REPORT

DECEMBER 14, 2021

---




2021-22

FIRST INTERIM  
FINANCIAL REPORT

DECEMBER 14, 2021

---

# 2021-22 FIRST INTERIM



## INTRODUCTION

Local educational agencies (LEAs) are required to file two reports during a fiscal year (interim reports) on the status of the LEA's financial health. The first interim report is due on or before December 15 for the period ending October 31. The second interim report is due March 17 for the period ending January 31. County superintendents are to report to the Superintendent of Public Instruction and the State Controller the certification for all districts in their county within 75 days after the close of the reporting period.

The interim reports must include a certification of whether or not the LEA is able to meet its financial obligations. The certifications are classified as positive, qualified, or negative. A positive certification is assigned when the district will meet its financial obligations for the current and two subsequent fiscal years. A qualified certification is assigned when the district may not meet its financial obligations for the current or two subsequent fiscal years. A negative certification is assigned when a district will be unable to meet its financial obligations for the remainder of the current year or for the subsequent fiscal year. In addition, the Superintendent of Public Instruction may reclassify the certification of any county office of education or reclassify a certification based on an appeal of a school district in accordance with the above standards.

The following First Interim Report satisfies the requirement for the Kentfield School District which indicates the district will meet the current and two subsequent years financial commitments for a POSITIVE certification. This Narrative will focus on the changes since the Adopted Budget. The summary provided below indicates the net change by major object code (what funds are spent on).

|                                     |   |                     |
|-------------------------------------|---|---------------------|
| <b>CHANGE SINCE ADOPTED BUDGET:</b> | LCFF  | \$ 54,237           |
|                                     | Federal   | \$ 291,908          |
|                                     | State   | \$ (390,430)        |
|                                     | Local   | \$ 240,642          |
|                                     | <b>INCREASE (DECREASE) in REVENUES</b>              | <b>\$ 196,357</b>   |
|                                     | <b>B. EXPENDITURES</b>                              |                     |
|                                     | Certificated  | \$ 362,002          |
|                                     | Classified  | \$ 7,532            |
|                                     | H&W Benefits  | \$ (157,556)        |
|                                     | Supplies  | \$ 116,681          |
|                                     | Services  | \$ 370,596          |
|                                     | Capital Outlay                                      | \$ 103,500          |
|                                     | Other Outgo   | \$ (100,238)        |
|                                     | <b>INCREASE (DECREASE) in EXPENSES</b>              | <b>\$ 702,517</b>   |
|                                     | <b>REVISED NET INCREASE (DECREASE) UNRESTRICTED</b> | <b>\$ (98,593)</b>  |
|                                     | <b>PREVIOUS INCREASE (DECREASE)</b>                 | <b>\$ (407,567)</b> |
|                                     |   | <b>\$ (506,160)</b> |

The combined Unrestricted and Restricted fund balance was \$2,551,607 and reflects an updated amount of \$2,045,447. As noted in the table above, the decrease in restricted fund balance was due to resources that carried over from 2020-21, and more specifically, the one-time \$335K in COVID funds.

|                               | <u>Restricted Funds</u> |
|-------------------------------|-------------------------|
| Restricted Lottery            | \$ (54,009)             |
| Expanded Learning Opp         | \$ (305,114)            |
| ELO - Paraprofessionals       | \$ (29,734)             |
| Student Body Funds (Yearbook) | \$ (14,000)             |
| Misc                          | \$ (4,710)              |
|                               | <u>\$ (407,567)</u>     |

---

## REVENUES / RESOURCES

---

As a *Community Funded* (formerly referred to as ‘Basic Aid’) *District*, the Kentfield School District is not dependent upon the State to fund enrollment as local property taxes exceed what Kentfield would otherwise receive under the Local Control Funding Formula (LCFF).

- **LCFF** revenues, consisting mostly of local property taxes, has been updated to reflect the most current information provided by the Marin County Office of Education and the County Treasurers Office. The \$54K increase is due to a \$38K decrease in-lieu transfer of property taxes to the Ross Valley Charter due to decreased enrollment and a slight increase in local property taxes of \$16K. There are no changes to the State funded component of the LCFF revenues. LCFF funds equate to 65% of unrestricted revenues and 58% of combined unrestricted and restricted revenues.
- **Federal** revenues have more than doubled from the Adopted Budget. This is primarily due to the shift of one-time COVID funds from a “State” to “Federal” funding source as reflected in the table below. The additional funds are one-time and some of the Federal funding below remain unbudgeted in the current year as the expenses will occur in 2022-23 and 2023-24. The overall net increase of \$55K.

| <u>Program</u>                        | <u>Source</u> | <u>Resource</u> |                    |                    |                   |
|---------------------------------------|---------------|-----------------|--------------------|--------------------|-------------------|
|                                       |               | <u>Code</u>     | <u>Original</u>    | <u>Revised</u>     | <u>Difference</u> |
| In Person Instruction (IPI)           | State         | 7422            | \$ 318,038         | \$ 371,019         | \$ 52,981         |
| Expanded Learning Opportunities (ELO) | State         | 7425            | \$ 611,000         | \$ 312,257         | \$(298,743)       |
| ESSER II                              | Federal       | 3212*           | \$ 106,369         | \$ 106,369         | \$ -              |
| ESSER II                              | Federal       | 3213*           | \$ 238,235         | \$ 190,588         | \$ (47,647)       |
| ESSER III Learning Loss Mitigation    | Federal       | 3214*           | \$ -               | \$ 47,647          | \$ 47,647         |
| ESSER II ELO                          | Federal       | 3216            | \$ -               | \$ 100,136         | \$ 100,136        |
| GEER II ELO                           | Federal       | 3217            | \$ -               | \$ 22,978          | \$ 22,978         |
| ESSER III ELO-1                       | Federal       | 3218            | \$ -               | \$ 65,229          | \$ 65,229         |
| ESSER III ELO-2                       | Federal       | 3219            | \$ -               | \$ 112,446         | \$ 112,446        |
|                                       |               |                 | <u>\$1,273,642</u> | <u>\$1,328,669</u> | <u>\$ 55,027</u>  |

\* Partially or not included in current year budget. Future Year expenses.

The following table shows the net increase of Federal revenues by resource code since the Adopted Budget. Other Federal funds include Title I, Title II, Title III, Title IV and Special Education and are on-going.

| <i>Program</i>           | <i>Resource Code</i> | <i>Original</i>   | <i>Revised</i>    | <i>Difference</i> |
|--------------------------|----------------------|-------------------|-------------------|-------------------|
| Title I                  | 3010                 | \$ 31,194         | \$ 31,194         | \$ -              |
| ESSER II                 | 3212                 | \$ 32,899         | \$ 32,899         | \$ -              |
| ESSER II ELO             | 3216                 | \$ -              | \$ 100,136        | \$ 100,136        |
| GEER II ELO              | 3217                 | \$ -              | \$ 22,978         | \$ 22,978         |
| ESSER III ELO-1          | 3218                 | \$ -              | \$ 65,229         | \$ 65,229         |
| ESSER III ELO-2          | 3219                 | \$ -              | \$ 95,000         | \$ 95,000         |
| Special Ed Entitlement   | 3310                 | \$ 173,062        | \$ 174,712        | \$ 1,650          |
| Special Ed Mental Health | 3327                 | \$ 7,806          | \$ 9,038          | \$ 1,232          |
| Title II (carryover)     | 4035                 | \$ 15,995         | \$ 21,678         | \$ 5,683          |
| Title IV                 | 4127                 | \$ 10,000         | \$ 10,000         | \$ -              |
| Title III                | 4201                 | \$ 2,770          | \$ 2,770          | \$ -              |
| Title III                | 4203                 | \$ 8,008          | \$ 8,008          | \$ -              |
|                          |                      | <b>\$ 281,734</b> | <b>\$ 573,642</b> | <b>\$ 291,908</b> |

- **Other State** revenues have been adjusted based on current information on allocations. There are three new resources added; two of the three are one time and support Special Education (Resources 6536 and 6537). Resource 2600 is on-going and supports the requirement to expand the day to nine hours and add a minimum of 30 days of childcare on non-school days.

| <i>Program</i>   | <i>Resource Code</i> | <i>Original</i> | <i>Revised</i>   | <i>Difference</i>   |
|--|----------------------|-----------------|------------------|---------------------|
| Mandated Cost Block Grant                              | 0000                 | \$ 31,027       | \$ 37,436        | \$ 6,409            |
| Student Testing Reimbursement                          | 0000                 | \$ 4,061        | \$ 4,061         | \$ -                |
| Unrestricted Lottery                                   | 1100                 | \$ 148,200      | \$ 162,963       | \$ 14,763           |
| <b>Expanded Learning Opportunities Program (ELO-P)</b> | <b>2600</b>          | <b>\$ -</b>     | <b>\$ 74,437</b> | <b>\$ 74,437</b>    |
| Restricted Lottery                                     | 6300                 | \$ 48,412       | \$ 65,212        | \$ 16,800           |
| <b>One-time Alternative Dispute Resolution</b>         | <b>6536</b>          | <b>\$ -</b>     | <b>\$ 14,900</b> | <b>\$ 14,900</b>    |
| <b>One-time Learning Recovery Support</b>              | <b>6537</b>          | <b>\$ -</b>     | <b>\$ 83,814</b> | <b>\$ 83,814</b>    |
| SpEd Mental Health                                     | 6546                 | \$ 20,971       | \$ 26,720        | \$ 5,749            |
| In Person Instruction (IPI)                            | 7422                 | \$ 312,002      | \$ 342,637       | \$ 30,635           |
| Expanded Learning Opportunities (ELO)                  | 7425                 | \$ 611,000      | \$ 6,757         | \$ (604,243)        |
| ELO - Paraprofessionals                                | 7426                 | \$ 33,945       | \$ -             | \$ (33,945)         |
|  |                      |                 |                  | <b>\$ (390,681)</b> |

- Local revenue sources have increased by \$240K, primarily due to KIK and KPTA increased support.

| <i>Program</i>                  | <i>Resource</i> |  | <i>Original</i> | <i>Revised</i> | <i>Difference</i> |
|---------------------------------|-----------------|--|-----------------|----------------|-------------------|
|                                 | <i>Code</i>     |  |                 |                |                   |
| KIK Foundation                  | 0017            |  | \$ 675,000      | \$ 843,581     | \$ 168,581        |
| KIK/KPTA Teacher & Mini Grants  | 0020            |  | \$ -            | \$ 52,050      | \$ 52,050         |
| Special Ed Local Property Taxes | 6500            |  | \$ 639,664      | \$ 645,891     | \$ 6,227          |
| First 5 Grant                   | 9909            |  | \$ -            | \$ 13,000      | \$ 13,000         |
| Miscellaneous                   |                 |  | \$ -            | \$ 784         | \$ 784            |
|                                 |                 |  |                 |                | <u>\$ 240,642</u> |

---

## BUDGETED EXPENDITURES

---

There was much movement in the budget for a couple of reasons: 1) realignment of State and Federal resources (noted above), 2) realignment of budgets by management/site code, and 3) balancing among existing resources. Items that make budgeting more challenging are substitutes and services. The table below provides a summary of the net increase or decrease compared to the Adopted Budget.

- **Certificated** salaries have increased due to the reinstatement of two teachers plus adjustments for actual hires.
- **Classified** salaries reflect a minimal change.
- **Benefits** changes are itemized below. Of note is the decrease of the State Unemployment Insurance (SUI) rate of 1.23% at the budget adoption to the current/revised rate of .5%.
- **Books & supplies, Services and Other Outgo** are listed below in the table.

### Certificated Salaries

|                         |                   |
|-------------------------|-------------------|
| Reinstatement of 2 FTE  | \$ 194,507        |
| Long term Substitutes   | \$ 49,000         |
| New Special Ed 1x Prgms | \$ 30,000         |
| Admin Subs              | \$ 32,086         |
| Misc/Adjust to Actual   | \$ 56,409         |
|                         | <u>\$ 362,002</u> |

**Classified Salaries** \$ 7,532

### Benefits

|                  |                     |
|------------------|---------------------|
| PERS/STRS        | \$ (32,276)         |
| Health           | \$ (43,394)         |
| SUI 1.23% to .5% | \$ (83,241)         |
| Misc             | \$ 1,355            |
|                  | <u>\$ (157,556)</u> |

### Supplies

|                |                   |
|----------------|-------------------|
| Books/Supplies | \$ 23,380         |
| Software       | \$ 28,200         |
| Computers      | \$ 65,101         |
|                | <u>\$ 116,681</u> |

### Services

|                         |                   |
|-------------------------|-------------------|
| Travel/Conference       | \$ 3,479          |
| Dues/Membership         | \$ 9,914          |
| Insurance               | \$ 5,000          |
| Utilities               | \$ 22,598         |
| Repairs                 | \$ (9,080)        |
| Services MPTA           | \$ 177,000        |
| Services 1x SpEd        | \$ 15,964         |
| First 5                 | \$ 13,000         |
| ELO-P                   | \$ 74,437         |
| Other Contract Services | \$ 58,286         |
|                         | <u>\$ 370,598</u> |

### Equipment

|                    |                   |
|--------------------|-------------------|
| Playground (20-21) | \$ 96,500         |
| Tent (KIK)         | \$ 7,000          |
|                    | <u>\$ 103,500</u> |

### Other Outgo

|                   |                     |
|-------------------|---------------------|
| MPTA xsfr to 58xx | \$ (130,000)        |
| MacBook Lease     | \$ 29,762           |
|                   | <u>\$ (100,238)</u> |

---


## MULTI-YEAR PROJECTIONS ASSUMPTIONS

---

Every budget is built on certain assumptions and statistical calculations. The following are some of the major assumptions in this budget plan:

- The projected enrollment at the 2021-22 Adoption was 1,081 with an attendance rate of 96.5%, approximately 1,043 average daily attendance (ADA). Actual enrollment is 1,034. Subsequent years project a flat enrollment due to the addition of Universal Transition Kindergarten, which is adding another grade level to our TK-8<sup>th</sup> grade system. Due to basic aid status of Kentfield, enrollment is less important for funding determination, but critical for staffing. Once enrollment is known for 2022-23, projecting outyears will have a more solid basis for determining future enrollment based on Cohort Survival.
- Property Tax revenue is estimated to have a 3% increase in subsequent years.
- The Parcel Tax rate is \$1,636.91 per parcel for 2021-22 and escalates by 3% each year. Kentfield School District has approximately 2,900 tax paying parcels.
- Kentfield Schools Foundation continues to support the Kentfield School District with a generous contribution and has committed to provide the District with their annual contribution of \$843K and is assumed flat for subsequent years.
- The Kentfield Schools Parent Teacher Association continues to support the Kentfield School District with a preliminary grant of \$52,000 for 2021-22 and is assumed flat for subsequent years.
- State Unrestricted Lottery funding is projected at \$163 and State Restricted Lottery is projected at \$65 per ADA for all years.
- Mandated Cost reimbursements are budgeted at \$32.79 per Average Daily Attendance (ADA) and is adjusted based on the estimated Cost of Living Adjustment (COLA).
- Special Education revenue is based on projections from the Special Education Local Plan Areas (SELPA) allocation plan and are assumed flat for subsequent years.
- The Kentfield School District qualifies for Federal Programs including Title I, Title II, Title III and Title IV. These sources are considered flat for planning purposes.
- Costs of salaries and benefits due to step and column changes are included. There are no salary increases included for subsequent years. A reduction of 1 Certificated FTE is included for 2022-23.
- In 2022-23, the STRS rate rises to 19.10% and will remain there unless Legislatively adjusted.
- CalPERS rate is currently estimated at 26.1% and 27.10% for 2022-23 and 2023-24, respectively.
- The District health and welfare contributions include a 3% estimated increase in subsequent years.
- The rates for OASDI, Medicare remain flat at 6.20%, 1.45% and .05% respectively.

- State Unemployment Insurance is budgeted at .50% for 2022-23 and .20% in subsequent years for all salaries.
- Workers' Compensation rate is anticipated to remain at the same level of 1.035% for all salaries.
- The Marin Pupil Transportation Agency (MPTA) does not budget for any State entitlement and is therefore funded by revenues from member districts. Budgeted amounts are based on the most current information provided by MPTA.
- One-time funding included in the budget is substantial as noted above. Of the \$1,023,781 included in the 2021-22 budget, \$985,007 will be eliminated from 2022-23 restricted funds/expenses, with \$300,686 being absorbed by the unrestricted side of the budget.
- Below is a summary of the anticipated Ending Balance Trends based on the above assumptions. The District meets the required reserve for all years. Reserves include 3% State minimum, 2% additional District reserve, Revolving Cash, Special Ed Reserve and any unexpended restricted program



## KENTFIELD SCHOOL DISTRICT ENDING BALANCE TRENDS 2021-22 FIRST INTERIM REPORT

|                                | 2020-21       | 2021-22       | 2022-23       | 2023-24       |
|--------------------------------|---------------|---------------|---------------|---------------|
| <b>Revenues</b>                | \$ 19,718,536 | \$ 19,103,969 | \$ 18,815,934 | \$ 19,180,713 |
| <b>Expenditures</b>            | \$ 18,437,507 | \$ 19,257,273 | \$ 18,706,222 | \$ 18,837,807 |
| <b>Net Increase (Decrease)</b> | \$ 1,281,029  | \$ (153,304)  | \$ 109,712    | \$ 342,906    |
| <b>Beginning Fund Balance</b>  | \$ 917,722    | \$ 2,198,751  | \$ 2,045,447  | \$ 2,155,159  |
| <b>Ending Fund Balance</b>     | \$ 2,198,751  | \$ 2,045,447  | \$ 2,155,159  | \$ 2,498,065  |
| <b>Ending Balance %</b>        | 11.93%        | 10.62%        | 11.52%        | 13.26%        |
| <b>Less Reserves</b>           | \$ 1,445,377  | \$ 978,799    | \$ 936,011    | \$ 942,590    |
| <b>Excess of Reserves</b>      | \$ 753,374    | \$ 1,066,648  | \$ 1,219,148  | \$ 1,555,475  |

---

### OTHER FUNDS

---

The following funds are operated in the District and all are planned to have a positive ending fund balance.

- **Fund 14:** Deferred Maintenance fund is used exclusively for deferred maintenance projects.
- **Fund 21:** Measure D General Obligation Bond projects for Kent Middle School and Bacich Elementary School.



- **Fund 25:** The Developer Fees Fund is limited to enrollment growth related expenses. The District will impose a rate for both residential and commercial/industrial construction that is supported by a developer fee study which meets Government and Education Codes. Developer fees are collected and shared as agreed with the Tamalpais Union High School District.
- **Fund 27:** The Kent Middle School Gym Fund is utilized for purposes of ongoing maintenance of the gym.
- **Fund 40:** The activity in the Special Reserve Fund (also known as Grant Grover) is limited to expenditures directly related to capital improvements as approved by the Board of Trustees.

---

## SUMMARY

---

The First Interim budget for Kentfield School District for 2021-22 includes all known revenues and expenditures and is based on information from the County, State and District resources. The 2022-23 Governor's Proposal is right around the corner in January 2022 and the update will be incorporated into the Second Interim that will be presented in March 2022.

If you have any questions, please don't hesitate to contact me.

Respectfully submitted,

*Midge Hoffman*

Interim Chief Business Official  
Kentfield School District

NOTICE OF CRITERIA AND STANDARDS REVIEW. This interim report was based upon and reviewed using the state-adopted Criteria and Standards. (Pursuant to Education Code (EC) sections 33129 and 42130)

Signed: \_\_\_\_\_  
District Superintendent or Designee

Date: \_\_\_\_\_

NOTICE OF INTERIM REVIEW. All action shall be taken on this report during a regular or authorized special meeting of the governing board.

To the County Superintendent of Schools:

This interim report and certification of financial condition are hereby filed by the governing board of the school district. (Pursuant to EC Section 42131)

Meeting Date: 14 December 2021

Signed: \_\_\_\_\_  
President of the Governing Board

**CERTIFICATION OF FINANCIAL CONDITION**

**POSITIVE CERTIFICATION**

As President of the Governing Board of this school district, I certify that based upon current projections this district will meet its financial obligations for the current fiscal year and subsequent two fiscal years.

**QUALIFIED CERTIFICATION**

As President of the Governing Board of this school district, I certify that based upon current projections this district may not meet its financial obligations for the current fiscal year or two subsequent fiscal years.

**NEGATIVE CERTIFICATION**

As President of the Governing Board of this school district, I certify that based upon current projections this district will be unable to meet its financial obligations for the remainder of the current fiscal year or for the subsequent fiscal year.

Contact person for additional information on the interim report:

Name: Midge Hoffman

Telephone: 415-458-5135

Title: Interim Chief Business Official

E-mail: mhoffman@kentfieldschools.org

**Criteria and Standards Review Summary**

The following summary is automatically completed based on data provided in the Criteria and Standards Review form (Form 01CSI). Criteria and standards that are "Not Met," and supplemental information and additional fiscal indicators that are "Yes," may indicate areas of potential concern, which could affect the interim report certification, and should be carefully reviewed.

| CRITERIA AND STANDARDS |                          |  | Met | Not Met |
|------------------------|--------------------------|--|-----|---------|
| 1                      | Average Daily Attendance | Funded ADA for any of the current or two subsequent fiscal years has not changed by more than two percent since budget adoption. |     | X       |

| <b>CRITERIA AND STANDARDS (continued)</b> |  |  | <b>Met</b> | <b>Not Met</b> |
|---|--|--|------------|----------------|
| 2   | Enrollment                                   | Projected enrollment for any of the current or two subsequent fiscal years has not changed by more than two percent since budget adoption.   |            | X              |
| 3   | ADA to Enrollment                            | Projected second period (P-2) ADA to enrollment ratio for the current and two subsequent fiscal years is consistent with historical ratios.  | X          |                |
| 4   | Local Control Funding Formula (LCFF) Revenue | Projected LCFF revenue for any of the current or two subsequent fiscal years has not changed by more than two percent since budget adoption.   | X          |                |
| 5   | Salaries and Benefits                        | Projected ratio of total unrestricted salaries and benefits to total unrestricted general fund expenditures has not changed by more than the standard for the current and two subsequent fiscal years.   | X          |                |
| 6a  | Other Revenues                               | Projected operating revenues (federal, other state, other local) for the current and two subsequent fiscal years have not changed by more than five percent since budget adoption.                       | X          |                |
| 6b  | Other Expenditures                           | Projected operating expenditures (books and supplies, services and other expenditures) for the current and two subsequent fiscal years have not changed by more than five percent since budget adoption. |            | X              |
| 7   | Ongoing and Major Maintenance Account        | If applicable, changes occurring since budget adoption meet the required contribution to the ongoing and major maintenance account (i.e., restricted maintenance account).                               | X          |                |
| 8   | Deficit Spending                             | Unrestricted deficit spending, if any, has not exceeded the standard in any of the current or two subsequent fiscal years.   | X          |                |
| 9a  | Fund Balance                                 | Projected general fund balance will be positive at the end of the current and two subsequent fiscal years.   | X          |                |
| 9b  | Cash Balance                                 | Projected general fund cash balance will be positive at the end of the current fiscal year.  | X          |                |
| 10  | Reserves                                     | Available reserves (e.g., reserve for economic uncertainties, unassigned/unappropriated amounts) meet minimum requirements for the current and two subsequent fiscal years.                              | X          |                |

| <b>SUPPLEMENTAL INFORMATION</b> |  |   | <b>No</b> | <b>Yes</b> |
|---------------------------------|--|---|-----------|------------|
| S1                              | Contingent Liabilities                               | Have any known or contingent liabilities (e.g., financial or program audits, litigation, state compliance reviews) occurred since budget adoption that may impact the budget?   | X         |            |
| S2                              | Using One-time Revenues to Fund Ongoing Expenditures | Are there ongoing general fund expenditures funded with one-time revenues that have changed since budget adoption by more than five percent?  | X         |            |
| S3                              | Temporary Interfund Borrowings                       | Are there projected temporary borrowings between funds?   | X         |            |
| S4                              | Contingent Revenues                                  | Are any projected revenues for any of the current or two subsequent fiscal years contingent on reauthorization by the local government, special legislation, or other definitive act (e.g., parcel taxes, forest reserves)?                                     | X         |            |
| S5                              | Contributions  | Have contributions from unrestricted to restricted resources, or transfers to or from the general fund to cover operating deficits, changed since budget adoption by more than \$20,000 and more than 5% for any of the current or two subsequent fiscal years? | X         |            |

| <b>SUPPLEMENTAL INFORMATION (continued)</b> |   |   | <b>No</b>  | <b>Yes</b> |
|---|---|---|------------|------------|
| S6  | Long-term Commitments                       | Does the district have long-term (multiyear) commitments or debt agreements?  |            | <b>X</b>   |
|   |   | • If yes, have annual payments for the current or two subsequent fiscal years increased over prior year's (2020-21) annual payment?   | <b>X</b>   |            |
|   |   | • If yes, will funding sources used to pay long-term commitments decrease or expire prior to the end of the commitment period, or are they one-time sources?                              | <b>X</b>   |            |
| S7a   | Postemployment Benefits Other than Pensions | Does the district provide postemployment benefits other than pensions (OPEB)?   |            | <b>X</b>   |
|   |   | • If yes, have there been changes since budget adoption in OPEB liabilities?  | <b>X</b>   |            |
| S7b   | Other Self-insurance Benefits               | Does the district operate any self-insurance programs (e.g., workers' compensation)?  | <b>X</b>   |            |
|   |   | • If yes, have there been changes since budget adoption in self-insurance liabilities?  | <b>n/a</b> |            |
| S8  | Status of Labor Agreements                  | As of first interim projections, are salary and benefit negotiations still unsettled for:   |            |            |
|   |   | • Certificated? (Section S8A, Line 1b)  | <b>X</b>   |            |
|   |   | • Classified? (Section S8B, Line 1b)  |            | <b>X</b>   |
|   |   | • Management/supervisor/confidential? (Section S8C, Line 1b)  | <b>X</b>   |            |
| S8  | Labor Agreement Budget Revisions            | For negotiations settled since budget adoption, per Government Code Section 3547.5(c), are budget revisions still needed to meet the costs of the collective bargaining agreement(s) for: |            |            |
|   |   | • Certificated? (Section S8A, Line 3)   | <b>n/a</b> |            |
|   |   | • Classified? (Section S8B, Line 3)   | <b>n/a</b> |            |
| S9  | Status of Other Funds                       | Are any funds other than the general fund projected to have a negative fund balance at the end of the current fiscal year?  | <b>X</b>   |            |

| <b>ADDITIONAL FISCAL INDICATORS</b> |   |  | <b>No</b> | <b>Yes</b> |
|-------------------------------------|---|--|-----------|------------|
| A1                                  | Negative Cash Flow                                | Do cash flow projections show that the district will end the current fiscal year with a negative cash balance in the general fund?   | <b>X</b>  |            |
| A2                                  | Independent Position Control                      | Is personnel position control independent from the payroll system?   | <b>X</b>  |            |
| A3                                  | Declining Enrollment                              | Is enrollment decreasing in both the prior and current fiscal years?   |           | <b>X</b>   |
| A4                                  | New Charter Schools Impacting District Enrollment | Are any new charter schools operating in district boundaries that are impacting the district's enrollment, either in the prior or current fiscal year?   | <b>X</b>  |            |
| A5                                  | Salary Increases Exceed COLA                      | Has the district entered into a bargaining agreement where any of the current or subsequent fiscal years of the agreement would result in salary increases that are expected to exceed the projected state funded cost-of-living adjustment? | <b>X</b>  |            |
| A6                                  | Uncapped Health Benefits                          | Does the district provide uncapped (100% employer paid) health benefits for current or retired employees?  | <b>X</b>  |            |
| A7                                  | Independent Financial System                      | Is the district's financial system independent from the county office system?  | <b>X</b>  |            |
| A8                                  | Fiscal Distress Reports                           | Does the district have any reports that indicate fiscal distress? If yes, provide copies to the COE, pursuant to EC 42127.6(a).  | <b>X</b>  |            |
| A9                                  | Change of CBO or Superintendent                   | Have there been personnel changes in the superintendent or chief business official (CBO) positions within the last 12 months?  |           | <b>X</b>   |

| Description  | ESTIMATED FUNDED ADA Original Budget (A) | ESTIMATED FUNDED ADA Board Approved Operating Budget (B) | ESTIMATED P-2 REPORT ADA Projected Year Totals (C) | ESTIMATED FUNDED ADA Projected Year Totals (D) | DIFFERENCE (Col. D - B) (E) | PERCENTAGE DIFFERENCE (Col. E / B) (F) |
|--|--|--|--|--|-----------------------------|--|
| <b>A. DISTRICT</b>   |  |  |  |  |                             |  |
| <b>1. Total District Regular ADA</b><br>Includes Opportunity Classes, Home & Hospital, Special Day Class, Continuation Education, Special Education NPS/LCI and Extended Year, and Community Day School (includes Necessary Small School ADA)  | 1,138.18                                 | 1,138.18   | 982.30   | 1,138.18                                       | 0.00                        | 0%                                     |
| <b>2. Total Basic Aid Choice/Court Ordered Voluntary Pupil Transfer Regular ADA</b><br>Includes Opportunity Classes, Home & Hospital, Special Day Class, Continuation Education, Special Education NPS/LCI and Extended Year, and Community Day School (ADA not included in Line A1 above) | 0.00                                     | 0.00   | 0.00   | 0.00   | 0.00                        | 0%                                     |
| <b>3. Total Basic Aid Open Enrollment Regular ADA</b><br>Includes Opportunity Classes, Home & Hospital, Special Day Class, Continuation Education, Special Education NPS/LCI and Extended Year, and Community Day School (ADA not included in Line A1 above)                               | 0.00                                     | 0.00   | 0.00   | 0.00   | 0.00                        | 0%                                     |
| <b>4. Total, District Regular ADA (Sum of Lines A1 through A3)</b>   | 1,138.18                                 | 1,138.18   | 982.30   | 1,138.18                                       | 0.00                        | 0%                                     |
| <b>5. District Funded County Program ADA</b>   |  |  |  |  |                             |  |
| a. County Community Schools  | 0.00                                     | 0.00   | 0.00   | 0.00   | 0.00                        | 0%                                     |
| b. Special Education-Special Day Class   |  | 8.78   | 8.78   | 8.78   | 0.00                        | 0%                                     |
| c. Special Education-NPS/LCI   | 0.00                                     | 0.00   | 0.00   | 0.00   | 0.00                        | 0%                                     |
| d. Special Education Extended Year   | 0.00                                     | 0.00   | 0.00   | 0.00   | 0.00                        | 0%                                     |
| e. Other County Operated Programs: Opportunity Schools and Full Day Opportunity Classes, Specialized Secondary Schools   | 0.00                                     | 0.00   | 0.00   | 0.00   | 0.00                        | 0%                                     |
| f. County School Tuition Fund (Out of State Tuition) [EC 2000 and 46380]   | 0.00                                     | 0.00   | 0.00   | 0.00   | 0.00                        | 0%                                     |
| <b>g. Total, District Funded County Program ADA (Sum of Lines A5a through A5f)</b>   | 0.00                                     | 8.78   | 8.78   | 8.78   | 0.00                        | 0%                                     |
| <b>6. TOTAL DISTRICT ADA (Sum of Line A4 and Line A5g)</b>   | 1,138.18                                 | 1,146.96   | 991.08   | 1,146.96                                       | 0.00                        | 0%                                     |
| <b>7. Adults in Correctional Facilities</b>  | 0.00                                     | 0.00   | 0.00   | 0.00   | 0.00                        | 0%                                     |
| <b>8. Charter School ADA (Enter Charter School ADA using Tab C. Charter School ADA)</b>  |  |  |  |  |                             |  |

| Kentfield Elementary (65334) - 2021-22 First Interim by MCOE                     |                     | 11/16/2021           |                      |                      |  |
|--|---------------------|----------------------|----------------------|----------------------|--|
|  | 2020-21             | 2021-22              | 2022-23              | 2023-24              |  |
| <b>SUMMARY OF FUNDING</b>  |                     |                      |                      |                      |  |
| <b>General Assumptions</b>   |                     |                      |                      |                      |  |
| COLA & Augmentation  | 0.00%               | 5.07%                | 2.48%                | 3.11%                |  |
| Base Grant Proration Factor  | 0.00%               | 0.00%                | 0.00%                | 0.00%                |  |
| Add-on, ERT & MSA Proration Factor   | 0.00%               | 0.00%                | 0.00%                | 0.00%                |  |
| <b>LCFF Entitlement</b>  |                     |                      |                      |                      |  |
| Base Grant   | \$8,975,324         | \$9,430,822          | \$8,376,704          | \$8,637,411          |  |
| Grade Span Adjustment  | 391,385             | 411,418              | 325,989              | 335,811              |  |
| Supplemental Grant   | 240,725             | 264,363              | 247,853              | 253,404              |  |
| Concentration Grant  | -                   | -                    | -                    | -                    |  |
| Add-ons: Targeted Instructional Improvement Block Grant                          | -                   | -                    | -                    | -                    |  |
| Add-ons: Home-to-School Transportation   | 36,304              | 36,304               | 36,304               | 36,304               |  |
| Add-ons: Small School District Bus Replacement Program                           | -                   | -                    | -                    | -                    |  |
| <b>Total LCFF Entitlement Before Adjustments, ERT &amp; Additional State Aid</b> | <b>\$9,643,738</b>  | <b>\$10,142,907</b>  | <b>\$8,986,850</b>   | <b>\$9,262,930</b>   |  |
| Miscellaneous Adjustments  | -                   | -                    | -                    | -                    |  |
| Economic Recovery Target   | 68,390              | 68,390               | 68,390               | 68,390               |  |
| Additional State Aid   | -                   | -                    | -                    | -                    |  |
| <b>Total LCFF Entitlement</b>  | <b>9,712,128</b>    | <b>10,211,297</b>    | <b>9,055,240</b>     | <b>9,331,320</b>     |  |
| <b>LCFF Entitlement Per ADA</b>  | <b>\$ 8,468</b>     | <b>\$ 8,903</b>      | <b>\$ 9,119</b>      | <b>\$ 9,397</b>      |  |
| <b>Components of LCFF By Object Code</b>   |                     |                      |                      |                      |  |
| State Aid (Object Code 8011)   | \$ 678,266          | \$ 678,266           | \$ 678,266           | \$ 678,266           |  |
| EPA (for LCFF Calculation purposes)  | \$ 229,392          | \$ 229,392           | \$ 198,596           | \$ 198,596           |  |
| <i>Local Revenue Sources:</i>  |                     |                      |                      |                      |  |
| Property Taxes (Object 8021 to 8089)   | \$ 9,973,845        | \$ 10,321,141        | \$ 10,623,842        | \$ 10,935,624        |  |
| In-Lieu of Property Taxes (Object Code 8096)                                     | (95,407)            | (57,366)             | (58,791)             | (60,617)             |  |
| <i>Property Taxes net of In-Lieu</i>   | <i>\$ 9,878,438</i> | <i>\$ 10,263,775</i> | <i>\$ 10,565,051</i> | <i>\$ 10,875,007</i> |  |
| <b>TOTAL FUNDING</b>   | <b>10,786,096</b>   | <b>11,171,433</b>    | <b>11,441,913</b>    | <b>11,751,869</b>    |  |
| Basic Aid Status   | <i>Basic Aid</i>    | <i>Basic Aid</i>     | <i>Basic Aid</i>     | <i>Basic Aid</i>     |  |
| Excess Taxes   | \$ 844,576          | \$ 730,744           | \$ 2,188,077         | \$ 2,221,953         |  |
| EPA in Excess to LCFF Funding  | \$ 229,392          | \$ 229,392           | \$ 198,596           | \$ 198,596           |  |
| <b>Total LCFF Entitlement</b>  | <b>9,712,128</b>    | <b>10,211,297</b>    | <b>9,055,240</b>     | <b>9,331,320</b>     |  |

|   |              |              |              |              |
|---|--------------|--------------|--------------|--------------|
| <b>SUMMARY OF EPA</b>                         |              |              |              |              |
| % of Adjusted Revenue Limit - Annual          | 70.06785065% | 70.06785065% | 70.06785065% | 70.06785065% |
| % of Adjusted Revenue Limit - P-2             | 70.06785065% | 70.06785065% | 70.06785065% | 70.06785065% |
| EPA (for LCFF Calculation purposes)           | \$ 229,392   | \$ 229,392   | \$ 198,596   | \$ 198,596   |
| EPA, Current Year (Object Code 8012)          | \$ 229,392   | \$ 229,392   | \$ 198,596   | \$ 198,596   |
| (P-2 plus Current Year Accrual)               |              |              |              |              |
| EPA, Prior Year Adjustment (Object Code 8019) | \$ (70.00)   | \$ -         | \$ -         | \$ -         |
| (P-A less Prior Year Accrual)                 |              |              |              |              |
| Accrual (from Data Entry tab)                 | -            | -            | -            | -            |

|   |              |              |              |              |
|---|--------------|--------------|--------------|--------------|
| <b>LCAP PERCENTAGE TO INCREASE OR IMPROVE SERVICES</b>        |              |              |              |              |
| Base Grant (Excludes add-ons for TIIG and Transportation)     | \$ 9,435,099 | \$ 9,910,630 | \$ 8,771,083 | \$ 9,041,612 |
| Supplemental and Concentration Grant funding in the LCAP year | \$ 240,725   | \$ 264,363   | \$ 247,853   | \$ 253,404   |
| Percentage to Increase or Improve Services                    | 2.55%        | 2.67%        | 2.83%        | 2.80%        |

|                                       |              |              |              |              |
|---------------------------------------|--------------|--------------|--------------|--------------|
| <b>SUMMARY OF STUDENT POPULATION</b>  |              |              |              |              |
| <b>Unduplicated Pupil Population</b>  |              |              |              |              |
| Enrollment                            | 1,097        | 1,036        | 1,034        | 1,034        |
| COE Enrollment                        | 8            | 8            | 6            | 6            |
| <b>Total Enrollment</b>               | <b>1,105</b> | <b>1,044</b> | <b>1,040</b> | <b>1,040</b> |
| Unduplicated Pupil Count              | 159          | 146          | 146          | 146          |
| COE Unduplicated Pupil Count          | 1            | 1            | 1            | 1            |
| <b>Total Unduplicated Pupil Count</b> | <b>160</b>   | <b>147</b>   | <b>147</b>   | <b>147</b>   |
| Rolling %, Supplemental Grant         | 12.8500%     | 13.4300%     | 14.2400%     | 14.1200%     |

| Kentfield Elementary (65334) - 2021-22 First Interim by MCOE |          |          | 11/16/2021 |          |
|--|----------|----------|------------|----------|
|  | 2020-21  | 2021-22  | 2022-23    | 2023-24  |
| Rolling %, Concentration Grant                               | 12.8500% | 13.4300% | 14.2400%   | 14.1200% |

| SUMMARY OF LCFF ADA  |                 |                 |                |                |
|--|-----------------|-----------------|----------------|----------------|
| <b>Prior Year ADA for the Hold Harmless - ( net of current year charter shift)</b> |                 |                 |                |                |
| Grades TK-3  | 484.23          | 484.23          | 373.35         | 373.35         |
| Grades 4-6   | 376.94          | 376.94          | 357.20         | 357.20         |
| Grades 7-8   | 277.01          | 277.01          | 253.65         | 253.65         |
| Grades 9-12  | -               | -               | -              | -              |
| <b>LCFF Subtotal</b>   | <b>1,138.18</b> | <b>1,138.18</b> | <b>984.20</b>  | <b>984.20</b>  |
| NSS  | -               | -               | -              | -              |
| <b>Combined Subtotal</b>   | <b>1,138.18</b> | <b>1,138.18</b> | <b>984.20</b>  | <b>984.20</b>  |
| <b>Current Year ADA</b>  |                 |                 |                |                |
| Grades TK-3  | 484.23          | 373.35          | 373.35         | 373.35         |
| Grades 4-6   | 376.94          | 357.20          | 357.20         | 357.20         |
| Grades 7-8   | 277.01          | 253.65          | 253.65         | 253.65         |
| Grades 9-12  | -               | -               | -              | -              |
| <b>LCFF Subtotal</b>   | <b>1,138.18</b> | <b>984.20</b>   | <b>984.20</b>  | <b>984.20</b>  |
| NSS  | -               | -               | -              | -              |
| <b>Combined Subtotal</b>   | <b>1,138.18</b> | <b>984.20</b>   | <b>984.20</b>  | <b>984.20</b>  |
| <b>Change in LCFF ADA (excludes NSS ADA)</b>                                       | -               | (153.98)        | -              | -              |
|  | No Change       | Decline         | No Change      | No Change      |
| <b>Funded LCFF ADA for the Hold Harmless</b>                                       |                 |                 |                |                |
| Grades TK-3  | 484.23          | 484.23          | 373.35         | 373.35         |
| Grades 4-6   | 376.94          | 376.94          | 357.20         | 357.20         |
| Grades 7-8   | 277.01          | 277.01          | 253.65         | 253.65         |
| Grades 9-12  | -               | -               | -              | -              |
| <b>Subtotal</b>  | <b>1,138.18</b> | <b>1,138.18</b> | <b>984.20</b>  | <b>984.20</b>  |
|  | <i>Current</i>  | <i>Prior</i>    | <i>Current</i> | <i>Current</i> |
| <b>Funded NSS ADA</b>  |                 |                 |                |                |
| Grades TK-3  | -               | -               | -              | -              |
| Grades 4-6   | -               | -               | -              | -              |
| Grades 7-8   | -               | -               | -              | -              |
| Grades 9-12  | -               | -               | -              | -              |
| <b>Subtotal</b>  | -               | -               | -              | -              |
|  | Prior           | Prior           | Prior          | Prior          |
| <b>NPS, CDS, &amp; COE Operated</b>  |                 |                 |                |                |
| Grades TK-3  | 4.39            | 4.39            | 4.39           | 4.39           |
| Grades 4-6   | 0.92            | 0.92            | 0.92           | 0.92           |
| Grades 7-8   | 3.47            | 3.47            | 3.47           | 3.47           |
| Grades 9-12  | -               | -               | -              | -              |
| <b>Subtotal</b>  | <b>8.78</b>     | <b>8.78</b>     | <b>8.78</b>    | <b>8.78</b>    |
| <b>ACTUAL ADA (Current Year Only)</b>  |                 |                 |                |                |
| Grades TK-3  | 488.62          | 377.74          | 377.74         | 377.74         |
| Grades 4-6   | 377.86          | 358.12          | 358.12         | 358.12         |
| Grades 7-8   | 280.48          | 257.12          | 257.12         | 257.12         |
| Grades 9-12  | -               | -               | -              | -              |
| <b>Total Actual ADA</b>  | <b>1,146.96</b> | <b>992.98</b>   | <b>992.98</b>  | <b>992.98</b>  |
| <b>TOTAL FUNDED ADA</b>  |                 |                 |                |                |
| Grades TK-3  | 488.62          | 488.62          | 377.74         | 377.74         |
| Grades 4-6   | 377.86          | 377.86          | 358.12         | 358.12         |
| Grades 7-8   | 280.48          | 280.48          | 257.12         | 257.12         |
| Grades 9-12  | -               | -               | -              | -              |
| <b>Total</b>   | <b>1,146.96</b> | <b>1,146.96</b> | <b>992.98</b>  | <b>992.98</b>  |
| <i>Funded Difference (Funded ADA less Actual ADA)</i>                              | -               | 153.98          | -              | -              |

**PER-ADA FUNDING LEVELS**

| Description   | Object Codes         | Projected Year Totals (Form 011) (A) | % Change (Cols. C-A/A) (B) | 2022-23 Projection (C) | % Change (Cols. E-C/C) (D) | 2023-24 Projection (E) |
|---|----------------------|--------------------------------------|----------------------------|------------------------|----------------------------|------------------------|
| (Enter projections for subsequent years 1 and 2 in Columns C and E; current year - Column A - is extracted) |                      |                                      |                            |                        |                            |                        |
| <b>A. REVENUES AND OTHER FINANCING SOURCES</b>  |                      |                                      |                            |                        |                            |                        |
| 1. LCFF/Revenue Limit Sources   | 8010-8099            | 11,171,433.00                        | 2.42%                      | 11,441,913.00          | 2.71%                      | 11,751,869.00          |
| 2. Federal Revenues   | 8100-8299            | 0.00                                 | 0.00%                      |                        | 0.00%                      |                        |
| 3. Other State Revenues   | 8300-8599            | 204,460.00                           | 33.00%                     | 271,923.00             | -1.84%                     | 266,923.00             |
| 4. Other Local Revenues   | 8600-8799            | 5,834,871.00                         | 1.55%                      | 5,925,529.00           | 2.05%                      | 6,046,835.00           |
| 5. Other Financing Sources  |                      |                                      |                            |                        |                            |                        |
| a. Transfers In   | 8900-8929            | 0.00                                 | 0.00%                      |                        | 0.00%                      |                        |
| b. Other Sources  | 8930-8979            | 0.00                                 | 0.00%                      |                        | 0.00%                      |                        |
| c. Contributions  | 8980-8999            | (2,826,998.00)                       | -4.11%                     | (2,710,803.00)         | 2.11%                      | (2,768,050.00)         |
| <b>6. Total (Sum lines A1 thru A5c)</b>   |                      | <b>14,383,766.00</b>                 | <b>3.79%</b>               | <b>14,928,562.00</b>   | <b>2.47%</b>               | <b>15,297,577.00</b>   |
| <b>B. EXPENDITURES AND OTHER FINANCING USES</b>   |                      |                                      |                            |                        |                            |                        |
| 1. Certificated Salaries  |                      |                                      |                            |                        |                            |                        |
| a. Base Salaries  |                      |                                      |                            | 7,596,991.00           |                            | 7,866,758.00           |
| b. Step & Column Adjustment   |                      |                                      |                            | 88,595.00              |                            | 89,925.00              |
| c. Cost-of-Living Adjustment  |                      |                                      |                            |                        |                            |                        |
| d. Other Adjustments  |                      |                                      |                            | 181,172.00             |                            |                        |
| e. Total Certificated Salaries (Sum lines B1a thru B1d)   | 1000-1999            | 7,596,991.00                         | 3.55%                      | 7,866,758.00           | 1.14%                      | 7,956,683.00           |
| 2. Classified Salaries  |                      |                                      |                            |                        |                            |                        |
| a. Base Salaries  |                      |                                      |                            | 1,594,896.00           |                            | 1,609,127.00           |
| b. Step & Column Adjustment   |                      |                                      |                            | 14,231.00              |                            | 14,444.00              |
| c. Cost-of-Living Adjustment  |                      |                                      |                            |                        |                            |                        |
| d. Other Adjustments  |                      |                                      |                            |                        |                            |                        |
| e. Total Classified Salaries (Sum lines B2a thru B2d)   | 2000-2999            | 1,594,896.00                         | 0.89%                      | 1,609,127.00           | 0.90%                      | 1,623,571.00           |
| 3. Employee Benefits  | 3000-3999            | 3,407,900.00                         | 9.62%                      | 3,735,827.00           | 1.25%                      | 3,782,514.00           |
| 4. Books and Supplies   | 4000-4999            | 413,197.00                           | 25.65%                     | 519,197.00             | 0.00%                      | 519,197.00             |
| 5. Services and Other Operating Expenditures  | 5000-5999            | 843,421.00                           | 7.08%                      | 903,108.00             | 0.00%                      | 903,108.00             |
| 6. Capital Outlay   | 6000-6999            | 103,500.00                           | -100.00%                   | 0.00                   | 0.00%                      |                        |
| 7. Other Outgo (excluding Transfers of Indirect Costs)  | 7100-7299, 7400-7499 | 169,598.00                           | 0.00%                      | 169,598.00             | 0.00%                      | 169,598.00             |
| 8. Other Outgo - Transfers of Indirect Costs  | 7300-7399            | 0.00                                 | 0.00%                      |                        | 0.00%                      |                        |
| 9. Other Financing Uses   |                      |                                      |                            |                        |                            |                        |
| a. Transfers Out  | 7600-7629            | 0.00                                 | 0.00%                      |                        | 0.00%                      |                        |
| b. Other Uses   | 7630-7699            | 0.00                                 | 0.00%                      |                        | 0.00%                      |                        |
| 10. Other Adjustments (Explain in Section F below)  |                      |                                      |                            |                        |                            |                        |
| <b>11. Total (Sum lines B1 thru B10)</b>  |                      | <b>14,129,503.00</b>                 | <b>4.77%</b>               | <b>14,803,615.00</b>   | <b>1.02%</b>               | <b>14,954,671.00</b>   |
| <b>C. NET INCREASE (DECREASE) IN FUND BALANCE</b><br>(Line A6 minus line B11)                               |                      |                                      |                            |                        |                            |                        |
|   |                      | 254,263.00                           |                            | 124,947.00             |                            | 342,906.00             |
| <b>D. FUND BALANCE</b>  |                      |                                      |                            |                        |                            |                        |
| 1. Net Beginning Fund Balance (Form 011, line F1e)  |                      | 1,775,949.05                         |                            | 2,030,212.05           |                            | 2,155,159.05           |
| 2. Ending Fund Balance (Sum lines C and D1)   |                      | 2,030,212.05                         |                            | 2,155,159.05           |                            | 2,498,065.05           |
| 3. Components of Ending Fund Balance (Form 011)   |                      |                                      |                            |                        |                            |                        |
| a. Nonspendable   | 9710-9719            | 700.00                               |                            | 700.00                 |                            | 700.00                 |
| b. Restricted   | 9740                 |                                      |                            |                        |                            |                        |
| c. Committed  |                      |                                      |                            |                        |                            |                        |
| 1. Stabilization Arrangements   | 9750                 | 0.00                                 |                            |                        |                            |                        |
| 2. Other Commitments  | 9760                 | 0.00                                 |                            |                        |                            |                        |
| d. Assigned   | 9780                 | 0.00                                 |                            |                        |                            |                        |
| e. Unassigned/Unappropriated  |                      |                                      |                            |                        |                            |                        |
| 1. Reserve for Economic Uncertainties   | 9789                 | 962,864.00                           |                            | 935,311.00             |                            | 941,890.00             |
| 2. Unassigned/Unappropriated  | 9790                 | 1,066,648.05                         |                            | 1,219,148.05           |                            | 1,555,475.05           |
| f. Total Components of Ending Fund Balance<br>(Line D3f must agree with line D2)                            |                      | 2,030,212.05                         |                            | 2,155,159.05           |                            | 2,498,065.05           |



| Description  | Object Codes | Projected Year Totals (Form 011) (A) | % Change (Cols. C-A/A) (B) | 2022-23 Projection (C) | % Change (Cols. E-C/C) (D) | 2023-24 Projection (E) |
|--|--------------|--------------------------------------|----------------------------|------------------------|----------------------------|------------------------|
| <b>E. AVAILABLE RESERVES</b>   |              |                                      |                            |                        |                            |                        |
| 1. General Fund  |              |                                      |                            |                        |                            |                        |
| a. Stabilization Arrangements  | 9750         | 0.00                                 |                            | 0.00                   |                            | 0.00                   |
| b. Reserve for Economic Uncertainties  | 9789         | 962,864.00                           |                            | 935,311.00             |                            | 941,890.00             |
| c. Unassigned/Unappropriated   | 9790         | 1,066,648.05                         |                            | 1,219,148.05           |                            | 1,555,475.05           |
| (Enter other reserve projections in Columns C and E for subsequent years 1 and 2; current year - Column A - is extracted)  |              |                                      |                            |                        |                            |                        |
| 2. Special Reserve Fund - Noncapital Outlay (Fund 17)  |              |                                      |                            |                        |                            |                        |
| a. Stabilization Arrangements  | 9750         | 0.00                                 |                            |                        |                            |                        |
| b. Reserve for Economic Uncertainties  | 9789         | 0.00                                 |                            |                        |                            |                        |
| c. Unassigned/Unappropriated   | 9790         | 0.00                                 |                            |                        |                            |                        |
| 3. Total Available Reserves (Sum lines E1a thru E2c)   |              |                                      |                            |                        |                            |                        |
|  |              | 2,029,512.05                         |                            | 2,154,459.05           |                            | 2,497,365.05           |
| <b>F. ASSUMPTIONS</b>  |              |                                      |                            |                        |                            |                        |
| Please provide below or on a separate attachment, the assumptions used to determine the projections for the first and second subsequent fiscal years. Further, please include an explanation for any significant expenditure adjustments projected in lines B1d, B2d, and B10. For additional information, please refer to the Budget Assumptions section of the SACS Financial Reporting Software User Guide. |              |                                      |                            |                        |                            |                        |
| Expenditures formerly covered by one-time COVID funding that have been exhausted and the district will continue to support are transferred from RESTRICTED funds to UNRESTRICTED funds.  |              |                                      |                            |                        |                            |                        |

| Description   | Object Codes         | Projected Year Totals (Form 011) (A) | % Change (Cols. C-A/A) (B) | 2022-23 Projection (C) | % Change (Cols. E-C/C) (D) | 2023-24 Projection (E) |
|---|----------------------|--------------------------------------|----------------------------|------------------------|----------------------------|------------------------|
| (Enter projections for subsequent years 1 and 2 in Columns C and E; current year - Column A - is extracted) |                      |                                      |                            |                        |                            |                        |
| <b>A. REVENUES AND OTHER FINANCING SOURCES</b>  |                      |                                      |                            |                        |                            |                        |
| 1. LCFF/Revenue Limit Sources   | 8010-8099            | 0.00                                 | 0.00%                      |                        | 0.00%                      |                        |
| 2. Federal Revenues   | 8100-8299            | 573,642.00                           | -24.52%                    | 432,985.00             | -13.05%                    | 376,502.00             |
| 3. Other State Revenues   | 8300-8599            | 648,672.00                           | -89.98%                    | 65,000.00              | -7.69%                     | 60,000.00              |
| 4. Other Local Revenues   | 8600-8799            | 670,891.00                           | 1.15%                      | 678,584.00             | 0.00%                      | 678,584.00             |
| 5. Other Financing Sources  |                      |                                      |                            |                        |                            |                        |
| a. Transfers In   | 8900-8929            | 0.00                                 | 0.00%                      |                        | 0.00%                      |                        |
| b. Other Sources  | 8930-8979            | 0.00                                 | 0.00%                      |                        | 0.00%                      |                        |
| c. Contributions  | 8980-8999            | 2,826,998.00                         | -4.11%                     | 2,710,803.00           | 2.11%                      | 2,768,050.00           |
| 6. Total (Sum lines A1 thru A5c)  |                      | 4,720,203.00                         | -17.64%                    | 3,887,372.00           | -0.11%                     | 3,883,136.00           |
| <b>B. EXPENDITURES AND OTHER FINANCING USES</b>   |                      |                                      |                            |                        |                            |                        |
| 1. Certificated Salaries  |                      |                                      |                            |                        |                            |                        |
| a. Base Salaries  |                      |                                      |                            | 1,686,201.00           |                            | 1,126,607.00           |
| b. Step & Column Adjustment   |                      |                                      |                            | 15,614.00              |                            | 15,848.00              |
| c. Cost-of-Living Adjustment  |                      |                                      |                            |                        |                            |                        |
| d. Other Adjustments  |                      |                                      |                            | (575,208.00)           |                            | (41,444.00)            |
| e. Total Certificated Salaries (Sum lines B1a thru B1d)   | 1000-1999            | 1,686,201.00                         | -33.19%                    | 1,126,607.00           | -2.27%                     | 1,101,011.00           |
| 2. Classified Salaries  |                      |                                      |                            |                        |                            |                        |
| a. Base Salaries  |                      |                                      |                            | 836,308.00             |                            | 702,231.00             |
| b. Step & Column Adjustment   |                      |                                      |                            | 6,055.00               |                            | 6,146.00               |
| c. Cost-of-Living Adjustment  |                      |                                      |                            |                        |                            |                        |
| d. Other Adjustments  |                      |                                      |                            | (140,132.00)           |                            |                        |
| e. Total Classified Salaries (Sum lines B2a thru B2d)   | 2000-2999            | 836,308.00                           | -16.03%                    | 702,231.00             | 0.88%                      | 708,377.00             |
| 3. Employee Benefits  | 3000-3999            | 911,736.00                           | -20.51%                    | 724,701.00             | 0.00%                      | 724,680.00             |
| 4. Books and Supplies   | 4000-4999            | 391,578.00                           | -55.54%                    | 174,078.00             | 0.00%                      | 174,078.00             |
| 5. Services and Other Operating Expenditures  | 5000-5999            | 1,018,059.00                         | -12.47%                    | 891,102.00             | 0.00%                      | 891,102.00             |
| 6. Capital Outlay   | 6000-6999            | 0.00                                 | 0.00%                      |                        | 0.00%                      |                        |
| 7. Other Outgo (excluding Transfers of Indirect Costs)  | 7100-7299, 7400-7499 | 283,888.00                           | 0.00%                      | 283,888.00             | 0.00%                      | 283,888.00             |
| 8. Other Outgo - Transfers of Indirect Costs  | 7300-7399            | 0.00                                 | 0.00%                      |                        | 0.00%                      |                        |
| 9. Other Financing Uses   |                      |                                      |                            |                        |                            |                        |
| a. Transfers Out  | 7600-7629            | 0.00                                 | 0.00%                      |                        | 0.00%                      |                        |
| b. Other Uses   | 7630-7699            | 0.00                                 | 0.00%                      |                        | 0.00%                      |                        |
| 10. Other Adjustments (Explain in Section F below)  |                      |                                      |                            | (0.42)                 |                            |                        |
| 11. Total (Sum lines B1 thru B10)   |                      | 5,127,770.00                         | -23.89%                    | 3,902,606.58           | -0.50%                     | 3,883,136.00           |
| <b>C. NET INCREASE (DECREASE) IN FUND BALANCE</b>   |                      |                                      |                            |                        |                            |                        |
| (Line A6 minus line B11)  |                      |                                      |                            |                        |                            |                        |
|   |                      | (407,567.00)                         |                            | (15,234.58)            |                            | 0.00                   |
| <b>D. FUND BALANCE</b>  |                      |                                      |                            |                        |                            |                        |
| 1. Net Beginning Fund Balance (Form 011, line F1e)  |                      | 422,801.58                           |                            | 15,234.58              |                            | 0.00                   |
| 2. Ending Fund Balance (Sum lines C and D1)   |                      | 15,234.58                            |                            | 0.00                   |                            | 0.00                   |
| 3. Components of Ending Fund Balance (Form 011)   |                      |                                      |                            |                        |                            |                        |
| a. Nonspendable   | 9710-9719            | 0.00                                 |                            |                        |                            |                        |
| b. Restricted   | 9740                 | 15,234.58                            |                            |                        |                            |                        |
| c. Committed  |                      |                                      |                            |                        |                            |                        |
| 1. Stabilization Arrangements   | 9750                 |                                      |                            |                        |                            |                        |
| 2. Other Commitments  | 9760                 |                                      |                            |                        |                            |                        |
| d. Assigned   | 9780                 |                                      |                            |                        |                            |                        |
| e. Unassigned/Unappropriated  |                      |                                      |                            |                        |                            |                        |
| 1. Reserve for Economic Uncertainties   | 9789                 |                                      |                            |                        |                            |                        |
| 2. Unassigned/Unappropriated  | 9790                 | 0.00                                 |                            | 0.00                   |                            | 0.00                   |
| f. Total Components of Ending Fund Balance  |                      | 15,234.58                            |                            | 0.00                   |                            | 0.00                   |
| (Line D3f must agree with line D2)  |                      |                                      |                            |                        |                            |                        |

| Description   | Object Codes | Projected Year Totals (Form 011) (A) | % Change (Cols. C-A/A) (B) | 2022-23 Projection (C) | % Change (Cols. E-C/C) (D) | 2023-24 Projection (E) |
|---|--------------|--------------------------------------|----------------------------|------------------------|----------------------------|------------------------|
| <b>E. AVAILABLE RESERVES</b>  |              |                                      |                            |                        |                            |                        |
| 1. General Fund   |              |                                      |                            |                        |                            |                        |
| a. Stabilization Arrangements   | 9750         |                                      |                            |                        |                            |                        |
| b. Reserve for Economic Uncertainties   | 9789         |                                      |                            |                        |                            |                        |
| c. Unassigned/Unappropriated Amount   | 9790         |                                      |                            |                        |                            |                        |
| (Enter current year reserve projections in Column A, and other reserve projections in Columns C and E for subsequent years 1 and 2) |              |                                      |                            |                        |                            |                        |
| 2. Special Reserve Fund - Noncapital Outlay (Fund 17)   |              |                                      |                            |                        |                            |                        |
| a. Stabilization Arrangements   | 9750         |                                      |                            |                        |                            |                        |
| b. Reserve for Economic Uncertainties   | 9789         |                                      |                            |                        |                            |                        |
| c. Unassigned/Unappropriated  | 9790         |                                      |                            |                        |                            |                        |
| 3. Total Available Reserves (Sum lines E1a thru E2c)  |              |                                      |                            |                        |                            |                        |

**F. ASSUMPTIONS**  
Please provide below or on a separate attachment, the assumptions used to determine the projections for the first and second subsequent fiscal years. Further, please include an explanation for any significant expenditure adjustments projected in lines B1d, B2d, and B10. For additional information, please refer to the Budget Assumptions section of the SACS Financial Reporting Software User Guide.

Decrease in RESTRICTED expenditures are either eliminated or transferred to UNRESTRICTED resources. All of the reductions/eliminations are solely due to one-time funds being exhausted.

| Description   | Object Codes         | Projected Year Totals (Form 011) (A) | % Change (Cols. C-A/A) (B) | 2022-23 Projection (C) | % Change (Cols. E-C/C) (D) | 2023-24 Projection (E) |
|---|----------------------|--------------------------------------|----------------------------|------------------------|----------------------------|------------------------|
| (Enter projections for subsequent years 1 and 2 in Columns C and E; current year - Column A - is extracted) |                      |                                      |                            |                        |                            |                        |
| <b>A. REVENUES AND OTHER FINANCING SOURCES</b>  |                      |                                      |                            |                        |                            |                        |
| 1. LCFF/Revenue Limit Sources   | 8010-8099            | 11,171,433.00                        | 2.42%                      | 11,441,913.00          | 2.71%                      | 11,751,869.00          |
| 2. Federal Revenues   | 8100-8299            | 573,642.00                           | -24.52%                    | 432,985.00             | -13.05%                    | 376,502.00             |
| 3. Other State Revenues   | 8300-8599            | 853,132.00                           | -60.51%                    | 336,923.00             | -2.97%                     | 326,923.00             |
| 4. Other Local Revenues   | 8600-8799            | 6,505,762.00                         | 1.51%                      | 6,604,113.00           | 1.84%                      | 6,725,419.00           |
| 5. Other Financing Sources  |                      |                                      |                            |                        |                            |                        |
| a. Transfers In   | 8900-8929            | 0.00                                 | 0.00%                      | 0.00                   | 0.00%                      | 0.00                   |
| b. Other Sources  | 8930-8979            | 0.00                                 | 0.00%                      | 0.00                   | 0.00%                      | 0.00                   |
| c. Contributions  | 8980-8999            | 0.00                                 | 0.00%                      | 0.00                   | 0.00%                      | 0.00                   |
| 6. Total (Sum lines A1 thru A5c)  |                      | 19,103,969.00                        | -1.51%                     | 18,815,934.00          | 1.94%                      | 19,180,713.00          |
| <b>B. EXPENDITURES AND OTHER FINANCING USES</b>   |                      |                                      |                            |                        |                            |                        |
| 1. Certificated Salaries  |                      |                                      |                            |                        |                            |                        |
| a. Base Salaries  |                      |                                      |                            | 9,283,192.00           |                            | 8,993,365.00           |
| b. Step & Column Adjustment   |                      |                                      |                            | 104,209.00             |                            | 105,773.00             |
| c. Cost-of-Living Adjustment  |                      |                                      |                            | 0.00                   |                            | 0.00                   |
| d. Other Adjustments  |                      |                                      |                            | (394,036.00)           |                            | (41,444.00)            |
| e. Total Certificated Salaries (Sum lines B1a thru B1d)   | 1000-1999            | 9,283,192.00                         | -3.12%                     | 8,993,365.00           | 0.72%                      | 9,057,694.00           |
| 2. Classified Salaries  |                      |                                      |                            |                        |                            |                        |
| a. Base Salaries  |                      |                                      |                            | 2,431,204.00           |                            | 2,311,358.00           |
| b. Step & Column Adjustment   |                      |                                      |                            | 20,286.00              |                            | 20,590.00              |
| c. Cost-of-Living Adjustment  |                      |                                      |                            | 0.00                   |                            | 0.00                   |
| d. Other Adjustments  |                      |                                      |                            | (140,132.00)           |                            | 0.00                   |
| e. Total Classified Salaries (Sum lines B2a thru B2d)   | 2000-2999            | 2,431,204.00                         | -4.93%                     | 2,311,358.00           | 0.89%                      | 2,331,948.00           |
| 3. Employee Benefits  | 3000-3999            | 4,319,636.00                         | 3.26%                      | 4,460,528.00           | 1.05%                      | 4,507,194.00           |
| 4. Books and Supplies   | 4000-4999            | 804,775.00                           | -13.85%                    | 693,275.00             | 0.00%                      | 693,275.00             |
| 5. Services and Other Operating Expenditures  | 5000-5999            | 1,861,480.00                         | -3.61%                     | 1,794,210.00           | 0.00%                      | 1,794,210.00           |
| 6. Capital Outlay   | 6000-6999            | 103,500.00                           | -100.00%                   | 0.00                   | 0.00%                      | 0.00                   |
| 7. Other Outgo (excluding Transfers of Indirect Costs)  | 7100-7299, 7400-7499 | 453,486.00                           | 0.00%                      | 453,486.00             | 0.00%                      | 453,486.00             |
| 8. Other Outgo - Transfers of Indirect Costs  | 7300-7399            | 0.00                                 | 0.00%                      | 0.00                   | 0.00%                      | 0.00                   |
| 9. Other Financing Uses   |                      |                                      |                            |                        |                            |                        |
| a. Transfers Out  | 7600-7629            | 0.00                                 | 0.00%                      | 0.00                   | 0.00%                      | 0.00                   |
| b. Other Uses   | 7630-7699            | 0.00                                 | 0.00%                      | 0.00                   | 0.00%                      | 0.00                   |
| 10. Other Adjustments   |                      |                                      |                            | (0.42)                 |                            | 0.00                   |
| 11. Total (Sum lines B1 thru B10)   |                      | 19,257,273.00                        | -2.86%                     | 18,706,221.58          | 0.70%                      | 18,837,807.00          |
| <b>C. NET INCREASE (DECREASE) IN FUND BALANCE</b>   |                      |                                      |                            |                        |                            |                        |
| (Line A6 minus line B11)  |                      |                                      |                            |                        |                            |                        |
|   |                      | (153,304.00)                         |                            | 109,712.42             |                            | 342,906.00             |
| <b>D. FUND BALANCE</b>  |                      |                                      |                            |                        |                            |                        |
| 1. Net Beginning Fund Balance (Form 011, line F1e)  |                      | 2,198,750.63                         |                            | 2,045,446.63           |                            | 2,155,159.05           |
| 2. Ending Fund Balance (Sum lines C and D1)   |                      | 2,045,446.63                         |                            | 2,155,159.05           |                            | 2,498,065.05           |
| 3. Components of Ending Fund Balance (Form 011)   |                      |                                      |                            |                        |                            |                        |
| a. Nonspendable   | 9710-9719            | 700.00                               |                            | 700.00                 |                            | 700.00                 |
| b. Restricted   | 9740                 | 15,234.58                            |                            | 0.00                   |                            | 0.00                   |
| c. Committed  |                      |                                      |                            |                        |                            |                        |
| 1. Stabilization Arrangements   | 9750                 | 0.00                                 |                            | 0.00                   |                            | 0.00                   |
| 2. Other Commitments  | 9760                 | 0.00                                 |                            | 0.00                   |                            | 0.00                   |
| d. Assigned   | 9780                 | 0.00                                 |                            | 0.00                   |                            | 0.00                   |
| e. Unassigned/Unappropriated  |                      |                                      |                            |                        |                            |                        |
| 1. Reserve for Economic Uncertainties   | 9789                 | 962,864.00                           |                            | 935,311.00             |                            | 941,890.00             |
| 2. Unassigned/Unappropriated  | 9790                 | 1,066,648.05                         |                            | 1,219,148.05           |                            | 1,555,475.05           |
| f. Total Components of Ending Fund Balance  |                      |                                      |                            |                        |                            |                        |
| (Line D3f must agree with line D2)  |                      | 2,045,446.63                         |                            | 2,155,159.05           |                            | 2,498,065.05           |

| Description  | Object Codes | Projected Year Totals (Form 011) (A) | % Change (Cols. C-A/A) (B) | 2022-23 Projection (C) | % Change (Cols. E-C/C) (D) | 2023-24 Projection (E) |
|--|--------------|--------------------------------------|----------------------------|------------------------|----------------------------|------------------------|
| <b>E. AVAILABLE RESERVES (Unrestricted except as noted)</b>  |              |                                      |                            |                        |                            |                        |
| 1. General Fund  |              |                                      |                            |                        |                            |                        |
| a. Stabilization Arrangements  | 9750         | 0.00                                 |                            | 0.00                   |                            | 0.00                   |
| b. Reserve for Economic Uncertainties  | 9789         | 962,864.00                           |                            | 935,311.00             |                            | 941,890.00             |
| c. Unassigned/Unappropriated   | 9790         | 1,066,648.05                         |                            | 1,219,148.05           |                            | 1,555,475.05           |
| d. Negative Restricted Ending Balances (Negative resources 2000-9999)  | 979Z         |                                      |                            | 0.00                   |                            | 0.00                   |
| 2. Special Reserve Fund - Noncapital Outlay (Fund 17)  |              |                                      |                            |                        |                            |                        |
| a. Stabilization Arrangements  | 9750         | 0.00                                 |                            | 0.00                   |                            | 0.00                   |
| b. Reserve for Economic Uncertainties  | 9789         | 0.00                                 |                            | 0.00                   |                            | 0.00                   |
| c. Unassigned/Unappropriated   | 9790         | 0.00                                 |                            | 0.00                   |                            | 0.00                   |
| 3. Total Available Reserves - by Amount (Sum lines E1 thru E2c)  |              | 2,029,512.05                         |                            | 2,154,459.05           |                            | 2,497,365.05           |
| 4. Total Available Reserves - by Percent (Line E3 divided by Line F3c)   |              | 10.54%                               |                            | 11.52%                 |                            | 13.26%                 |
| <b>F. RECOMMENDED RESERVES</b>   |              |                                      |                            |                        |                            |                        |
| 1. Special Education Pass-through Exclusions   |              |                                      |                            |                        |                            |                        |
| For districts that serve as the administrative unit (AU) of a special education local plan area (SELPA):   |              |                                      |                            |                        |                            |                        |
| a. Do you choose to exclude from the reserve calculation the pass-through funds distributed to SELPA members?  | Yes          |                                      |                            |                        |                            |                        |
| b. If you are the SELPA AU and are excluding special education pass-through funds:   |              |                                      |                            |                        |                            |                        |
| 1. Enter the name(s) of the SELPA(s):  |              |                                      |                            |                        |                            |                        |
| _____  |              |                                      |                            |                        |                            |                        |
| _____  |              |                                      |                            |                        |                            |                        |
| 2. Special education pass-through funds (Column A: Fund 10, resources 3300-3499, 6500-6540 and 6546, objects 7211-7213 and 7221-7223; enter projections for subsequent years 1 and 2 in Columns C and E) |              |                                      |                            |                        |                            |                        |
|  |              | 0.00                                 |                            |                        |                            |                        |
| 2. District ADA  |              |                                      |                            |                        |                            |                        |
| Used to determine the reserve standard percentage level on line F3d (Col. A: Form AI, Estimated P-2 ADA column, Lines A4 and C4; enter projections)  |              |                                      |                            |                        |                            |                        |
|  |              | 982.30                               |                            | 982.30                 |                            | 982.30                 |
| 3. Calculating the Reserves  |              |                                      |                            |                        |                            |                        |
| a. Expenditures and Other Financing Uses (Line B11)  |              | 19,257,273.00                        |                            | 18,706,221.58          |                            | 18,837,807.00          |
| b. Plus: Special Education Pass-through Funds (Line F1b2, if Line F1a is No)   |              | 0.00                                 |                            | 0.00                   |                            | 0.00                   |
| c. Total Expenditures and Other Financing Uses (Line F3a plus line F3b)  |              | 19,257,273.00                        |                            | 18,706,221.58          |                            | 18,837,807.00          |
| d. Reserve Standard Percentage Level (Refer to Form 01CSI, Criterion 10 for calculation details)   |              | 4%                                   |                            | 4%                     |                            | 4%                     |
| e. Reserve Standard - By Percent (Line F3c times F3d)  |              | 770,290.92                           |                            | 748,248.86             |                            | 753,512.28             |
| f. Reserve Standard - By Amount (Refer to Form 01CSI, Criterion 10 for calculation details)  |              | 71,000.00                            |                            | 71,000.00              |                            | 71,000.00              |
| g. Reserve Standard (Greater of Line F3e or F3f)   |              | 770,290.92                           |                            | 748,248.86             |                            | 753,512.28             |
| h. Available Reserves (Line E3) Meet Reserve Standard (Line F3g)   |              | YES                                  |                            | YES                    |                            | YES                    |

Provide methodology and assumptions used to estimate ADA, enrollment, revenues, expenditures, reserves and fund balance, and multiyear commitments (including cost-of-living adjustments).

Deviations from the standards must be explained and may affect the interim certification.

**CRITERIA AND STANDARDS**

**1. CRITERION: Average Daily Attendance**

STANDARD: Funded average daily attendance (ADA) for any of the current fiscal year or two subsequent fiscal years has not changed by more than two percent since budget adoption.

District's ADA Standard Percentage Range: -2.0% to +2.0%

**1A. Calculating the District's ADA Variances**

DATA ENTRY: Budget Adoption data that exist for the current year will be extracted; otherwise, enter data into the first column for all fiscal years. First Interim Projected Year Totals data that exist for the current year will be extracted; otherwise, enter data for all fiscal years. Enter district regular ADA and charter school ADA corresponding to financial data reported in the General Fund, only, for all fiscal years.

Estimated Funded ADA

| Fiscal Year                   | Budget Adoption<br>Budget<br>(Form 01CS, Item 1A) | First Interim<br>Projected Year Totals<br>(Form AI, Lines A4 and C4) | Percent Change | Status         |
|-------------------------------|---|--|----------------|----------------|
| Current Year (2021-22)        |   |  |                |                |
| District Regular              | 1,138.18  | 1,138.18   |                |                |
| Charter School                |   | 0.00   |                |                |
| <b>Total ADA</b>              | <b>1,138.18</b>                                   | <b>1,138.18</b>  | <b>0.0%</b>    | <b>Met</b>     |
| 1st Subsequent Year (2022-23) |   |  |                |                |
| District Regular              | 1,017.00  | 982.00   |                |                |
| Charter School                |   |  |                |                |
| <b>Total ADA</b>              | <b>1,017.00</b>                                   | <b>982.00</b>  | <b>-3.4%</b>   | <b>Not Met</b> |
| 2nd Subsequent Year (2023-24) |   |  |                |                |
| District Regular              | 988.00  | 988.00   |                |                |
| Charter School                |   |  |                |                |
| <b>Total ADA</b>              | <b>988.00</b>                                     | <b>988.00</b>  | <b>0.0%</b>    | <b>Met</b>     |

**1B. Comparison of District ADA to the Standard**

DATA ENTRY: Enter an explanation if the standard is not met.

- 1a. STANDARD NOT MET - The projected change since budget adoption for funded ADA exceeds two percent in any of the current year or two subsequent fiscal years. Provide reasons why the change(s) exceed the standard, a description of the methods and assumptions used in projecting funded ADA, and what changes will be made to improve the accuracy of projections in this area.

**Explanation:**  
(required if NOT met)

While the district was expecting a decline, it was slightly more than anticipated.

**2. CRITERION: Enrollment**

STANDARD: Projected enrollment for any of the current fiscal year or two subsequent fiscal years has not changed by more than two percent since budget adoption.

District's Enrollment Standard Percentage Range: -2.0% to +2.0%

**2A. Calculating the District's Enrollment Variances**

DATA ENTRY: Budget Adoption data that exist will be extracted; otherwise, enter data into the first column for all fiscal years. Enter data in the second column for all fiscal years. Enter district regular enrollment and charter school enrollment corresponding to financial data reported in the General Fund, only, for all fiscal years.

| Fiscal Year                   | Enrollment                              |                                  | Percent Change | Status         |
|-------------------------------|---|----------------------------------|----------------|----------------|
|                               | Budget Adoption<br>(Form 01CS, Item 3B) | First Interim<br>CBEDS/Projected |                |                |
| Current Year (2021-22)        |   |                                  |                |                |
| District Regular              | 1,081                                   | 1,034                            |                |                |
| Charter School                |   |                                  |                |                |
| <b>Total Enrollment</b>       | <b>1,081</b>                            | <b>1,034</b>                     | <b>-4.3%</b>   | <b>Not Met</b> |
| 1st Subsequent Year (2022-23) |   |                                  |                |                |
| District Regular              | 1,048                                   | 1,034                            |                |                |
| Charter School                |   |                                  |                |                |
| <b>Total Enrollment</b>       | <b>1,048</b>                            | <b>1,034</b>                     | <b>-1.3%</b>   | <b>Met</b>     |
| 2nd Subsequent Year (2023-24) |   |                                  |                |                |
| District Regular              | 1,018                                   | 1,034                            |                |                |
| Charter School                |   |                                  |                |                |
| <b>Total Enrollment</b>       | <b>1,018</b>                            | <b>1,034</b>                     | <b>1.6%</b>    | <b>Met</b>     |

**2B. Comparison of District Enrollment to the Standard**

DATA ENTRY: Enter an explanation if the standard is not met.

- 1a. STANDARD NOT MET - Enrollment projections have changed since budget adoption by more than two percent in any of the current year or two subsequent fiscal years. Provide reasons why the change(s) exceed the standard, a description of the methods and assumptions used in projecting enrollment, and what changes will be made to improve the accuracy of projections in this area.

**Explanation:**  
(required if NOT met)

While the district was expecting a decline, it was slightly more than anticipated.

**3. CRITERION: ADA to Enrollment**

STANDARD: Projected second period (P-2) average daily attendance (ADA) to enrollment ratio for any of the current fiscal year or two subsequent fiscal years has not increased from the historical average ratio from the three prior fiscal years by more than one half of one percent (0.5%).

**3A. Calculating the District's ADA to Enrollment Standard**

DATA ENTRY: Unaudited Actuals data that exist will be extracted into the P-2 ADA column for the First Prior Year; otherwise, enter First Prior Year data. P-2 ADA for the second and third prior years are preloaded. Budget Adoption data that exist will be extracted into the Enrollment column; otherwise, enter Enrollment data for all fiscal years. Data should reflect district regular and charter school ADA/enrollment corresponding to financial data reported in the General Fund, only, for all fiscal years.

| Fiscal Year  | P-2 ADA<br>Unaudited Actuals<br>(Form A, Lines A4 and C4) | Enrollment<br>CBEDS Actual<br>(Form 01CS, Item 2A) | Historical Ratio<br>of ADA to Enrollment |
|--|---|--|--|
| Third Prior Year (2018-19)   |   |  |  |
| District Regular   | 1,175   | 1,230  |  |
| Charter School   |   |  |  |
| <b>Total ADA/Enrollment</b>  | <b>1,175</b>  | <b>1,230</b>                                       | <b>95.5%</b>                             |
| Second Prior Year (2019-20)  |   |  |  |
| District Regular   | 1,142   | 1,189  |  |
| Charter School   |   |  |  |
| <b>Total ADA/Enrollment</b>  | <b>1,142</b>  | <b>1,189</b>                                       | <b>96.0%</b>                             |
| First Prior Year (2020-21)   |   |  |  |
| District Regular   | 1,138   | 1,097  |  |
| Charter School   | 0   |  |  |
| <b>Total ADA/Enrollment</b>  | <b>1,138</b>  | <b>1,097</b>                                       | <b>103.7%</b>                            |
| Historical Average Ratio:  |   |  | 98.4%                                    |
| <b>District's ADA to Enrollment Standard (historical average ratio plus 0.5%):</b> |   |  | <b>98.9%</b>                             |

**3B. Calculating the District's Projected Ratio of ADA to Enrollment**

DATA ENTRY: Estimated P-2 ADA will be extracted into the first column for the Current Year; enter data in the first column for the subsequent fiscal years. Data should reflect district regular and charter school ADA/enrollment corresponding to financial data reported in the General Fund, only, for all fiscal years. All other data are extracted.

| Fiscal Year                   | Estimated P-2 ADA<br>(Form AI, Lines A4 and C4) | Enrollment<br>CBEDS/Projected<br>(Criterion 2, Item 2A) | Ratio of ADA to Enrollment | Status     |
|-------------------------------|---|---|----------------------------|------------|
| Current Year (2021-22)        |   |   |                            |            |
| District Regular              | 982   | 1,034   |                            |            |
| Charter School                | 0   |   |                            |            |
| <b>Total ADA/Enrollment</b>   | <b>982</b>                                      | <b>1,034</b>  | <b>95.0%</b>               | <b>Met</b> |
| 1st Subsequent Year (2022-23) |   |   |                            |            |
| District Regular              | 988   | 1,034   |                            |            |
| Charter School                |   |   |                            |            |
| <b>Total ADA/Enrollment</b>   | <b>988</b>                                      | <b>1,034</b>  | <b>95.6%</b>               | <b>Met</b> |
| 2nd Subsequent Year (2023-24) |   |   |                            |            |
| District Regular              | 988   | 1,034   |                            |            |
| Charter School                |   |   |                            |            |
| <b>Total ADA/Enrollment</b>   | <b>988</b>                                      | <b>1,034</b>  | <b>95.6%</b>               | <b>Met</b> |

**3C. Comparison of District ADA to Enrollment Ratio to the Standard**

DATA ENTRY: Enter an explanation if the standard is not met.

- 1a. STANDARD MET - Projected P-2 ADA to enrollment ratio has not exceeded the standard for the current year and two subsequent fiscal years.

**Explanation:**  
(required if NOT met)



**4. CRITERION: LCFF Revenue**

STANDARD: Projected LCFF revenue for any of the current fiscal year or two subsequent fiscal years has not changed by more than two percent since budget adoption.

District's LCFF Revenue Standard Percentage Range: -2.0% to +2.0%

**4A. Calculating the District's Projected Change in LCFF Revenue**

DATA ENTRY: Budget Adoption data that exist will be extracted; otherwise, enter data into the first column. In the First Interim column, Current Year data are extracted; enter data for the two subsequent years.

| Fiscal Year                   | LCFF Revenue<br>(Fund 01, Objects 8011, 8012, 8020-8089) |                       | Percent Change | Status |
|-------------------------------|--|-----------------------|----------------|--------|
|                               | Budget Adoption  | First Interim         |                |        |
|                               | (Form 01CS, Item 4B)                                     | Projected Year Totals |                |        |
| Current Year (2021-22)        | 11,205,738.00  | 11,228,799.00         | 0.2%           | Met    |
| 1st Subsequent Year (2022-23) | 11,505,225.00  | 11,500,704.00         | 0.0%           | Met    |
| 2nd Subsequent Year (2023-24) | 11,815,505.00  | 11,812,486.00         | 0.0%           | Met    |

**4B. Comparison of District LCFF Revenue to the Standard**

DATA ENTRY: Enter an explanation if the standard is not met.

- 1a. STANDARD MET - LCFF revenue has not changed since budget adoption by more than two percent for the current year and two subsequent fiscal years.

**Explanation:**  
(required if NOT met)

**5. CRITERION: Salaries and Benefits**

STANDARD: Projected ratio of total unrestricted salaries and benefits to total unrestricted general fund expenditures for any of the current fiscal year or two subsequent fiscal years has not changed from the historical average ratio from the three prior fiscal years by more than the greater of three percent or the district's required reserves percentage.

**5A. Calculating the District's Historical Average Ratio of Unrestricted Salaries and Benefits to Total Unrestricted General Fund Expenditures**

DATA ENTRY: Unaudited Actuals data that exist for the First Prior Year will be extracted; otherwise, enter data for the First Prior Year. Unaudited Actuals data for the second and third prior years are preloaded.

| Fiscal Year                 | Unaudited Actuals - Unrestricted<br>(Resources 0000-1999) |  | Ratio<br>of Unrestricted Salaries and Benefits<br>to Total Unrestricted Expenditures |
|-----------------------------|---|--|--|
|                             | Salaries and Benefits<br>(Form 01, Objects 1000-3999)     | Total Expenditures<br>(Form 01, Objects 1000-7499) |  |
| Third Prior Year (2018-19)  | 13,011,229.56   | 14,541,550.66                                      | 89.5%  |
| Second Prior Year (2019-20) | 13,185,207.02   | 14,897,759.42                                      | 88.5%  |
| First Prior Year (2020-21)  | 12,223,952.79   | 13,400,460.47                                      | 91.2%  |
| Historical Average Ratio:   |   |  | 89.7%  |

|  | Current Year<br>(2021-22) | 1st Subsequent Year<br>(2022-23) | 2nd Subsequent Year<br>(2023-24) |
|--|---------------------------|----------------------------------|----------------------------------|
| District's Reserve Standard Percentage<br>(Criterion 10B, Line 4)  | 4.0%                      | 4.0%                             | 4.0%                             |
| <b>District's Salaries and Benefits Standard<br/>(historical average ratio, plus/minus the<br/>greater of 3% or the district's reserve<br/>standard percentage):</b> | <b>85.7% to 93.7%</b>     | <b>85.7% to 93.7%</b>            | <b>85.7% to 93.7%</b>            |

**5B. Calculating the District's Projected Ratio of Unrestricted Salaries and Benefits to Total Unrestricted General Fund Expenditures**

DATA ENTRY: If Form MYPI exists, Projected Year Totals data for the two subsequent years will be extracted; if not, enter Projected Year Totals data. Projected Year Totals data for Current Year are extracted.

| Fiscal Year                   | Projected Year Totals - Unrestricted<br>(Resources 0000-1999)                      |  | Ratio<br>of Unrestricted Salaries and Benefits<br>to Total Unrestricted Expenditures | Status |
|-------------------------------|--|--|--|--------|
|                               | Salaries and Benefits<br>(Form 011, Objects 1000-3999)<br>(Form MYPI, Lines B1-B3) | Total Expenditures<br>(Form 011, Objects 1000-7499)<br>(Form MYPI, Lines B1-B8, B10) |  |        |
| Current Year (2021-22)        | 12,599,787.00  | 14,129,503.00  | 89.2%  | Met    |
| 1st Subsequent Year (2022-23) | 13,211,712.00  | 14,803,615.00  | 89.2%  | Met    |
| 2nd Subsequent Year (2023-24) | 13,362,768.00  | 14,954,671.00  | 89.4%  | Met    |

**5C. Comparison of District Salaries and Benefits Ratio to the Standard**

DATA ENTRY: Enter an explanation if the standard is not met.

- 1a. STANDARD MET - Ratio of total unrestricted salaries and benefits to total unrestricted expenditures has met the standard for the current year and two subsequent fiscal years.

**Explanation:**  
(required if NOT met)

**6. CRITERION: Other Revenues and Expenditures**

STANDARD: Projected operating revenues (including federal, other state and other local) or expenditures (including books and supplies, and services and other operating), for any of the current fiscal year or two subsequent fiscal years, have not changed by more than five percent since budget adoption.

Changes that exceed five percent in any major object category must be explained.

|  |                |
|--|----------------|
| District's Other Revenues and Expenditures Standard Percentage Range:    | -5.0% to +5.0% |
| District's Other Revenues and Expenditures Explanation Percentage Range: | -5.0% to +5.0% |

**6A. Calculating the District's Change by Major Object Category and Comparison to the Explanation Percentage Range**

DATA ENTRY: Budget Adoption data that exist will be extracted; otherwise, enter data into the first column. First Interim data for the Current Year are extracted. If First Interim Form MYPI exists, data for the two subsequent years will be extracted; if not, enter data for the two subsequent years into the second column.

Explanations must be entered for each category if the percent change for any year exceeds the district's explanation percentage range.

| Object Range / Fiscal Year   | Budget Adoption<br>Budget<br>(Form 01CS, Item 6B) | First Interim<br>Projected Year Totals<br>(Fund 01) (Form MYPI) | Percent Change | Change Is Outside<br>Explanation Range |
|--|---|---|----------------|--|
| <b>Federal Revenue (Fund 01, Objects 8100-8299) (Form MYPI, Line A2)</b> |   |   |                |  |
| Current Year (2021-22)   | 281,734.00  | 573,642.00  | 103.6%         | Yes                                    |
| 1st Subsequent Year (2022-23)  | 446,951.00  | 432,985.00  | -3.1%          | No                                     |
| 2nd Subsequent Year (2023-24)  | 376,502.00  | 376,502.00  | 0.0%           | No                                     |

**Explanation:**  
(required if Yes)

At the final State Adopted Budget, COVID resources that were originally under "STATE" revenues were changed out to "FEDERAL" funding sources.

|  |              |            |        |     |
|--|--------------|------------|--------|-----|
| <b>Other State Revenue (Fund 01, Objects 8300-8599) (Form MYPI, Line A3)</b> |              |            |        |     |
| Current Year (2021-22)   | 1,243,562.00 | 853,132.00 | -31.4% | Yes |
| 1st Subsequent Year (2022-23)  | 267,038.00   | 336,923.00 | 26.2%  | Yes |
| 2nd Subsequent Year (2023-24)  | 260,631.00   | 326,923.00 | 25.4%  | Yes |

**Explanation:**  
(required if Yes)

At the final State Adopted Budget, COVID resources that were originally under "STATE" revenues were changed out to "FEDERAL" funding sources. In addition, several new State resources have been added to the budget: ELO-P \$75K, (unrestricted on-going and reflected in subsequent years.

|  |              |              |      |    |
|--|--------------|--------------|------|----|
| <b>Other Local Revenue (Fund 01, Objects 8600-8799) (Form MYPI, Line A4)</b> |              |              |      |    |
| Current Year (2021-22)   | 6,265,120.00 | 6,505,762.00 | 3.8% | No |
| 1st Subsequent Year (2022-23)  | 6,426,894.00 | 6,604,113.00 | 2.8% | No |
| 2nd Subsequent Year (2023-24)  | 6,546,040.00 | 6,725,419.00 | 2.7% | No |

**Explanation:**  
(required if Yes)

Adjustments included an increase from the KIK Foundation (approx. \$168K), KIK/PTA Minigrants, adjustment to Special Ed revenues

|   |            |            |       |     |
|---|------------|------------|-------|-----|
| <b>Books and Supplies (Fund 01, Objects 4000-4999) (Form MYPI, Line B4)</b> |            |            |       |     |
| Current Year (2021-22)  | 688,094.00 | 804,775.00 | 17.0% | Yes |
| 1st Subsequent Year (2022-23)   | 612,094.00 | 693,275.00 | 13.3% | Yes |
| 2nd Subsequent Year (2023-24)   | 612,094.00 | 693,275.00 | 13.3% | Yes |

**Explanation:**  
(required if Yes)

The district purchased replacement chromebooks, Macbooks and generators (safety) and added \$65K to the budget; the remainder of the increase is primarily related to KIK/PTA minigrants. The budget has not been reduced in subsequent years.

|  |              |              |       |     |
|--|--------------|--------------|-------|-----|
| <b>Services and Other Operating Expenditures (Fund 01, Objects 5000-5999) (Form MYPI, Line B5)</b> |              |              |       |     |
| Current Year (2021-22)   | 1,490,884.00 | 1,861,480.00 | 24.9% | Yes |
| 1st Subsequent Year (2022-23)  | 1,406,292.00 | 1,794,210.00 | 27.6% | Yes |
| 2nd Subsequent Year (2023-24)  | 1,406,291.00 | 1,794,210.00 | 27.6% | Yes |

**Explanation:**  
(required if Yes)

Based on what a 'normal' year appeared to be in 2018-19, the services accounts were just under \$1.7 million. Due to COVID, the services budget appeared to be adjusted downward. This appears to be back in the normal range for the district and will be closely monitored.

**6B. Calculating the District's Change in Total Operating Revenues and Expenditures**

DATA ENTRY: All data are extracted or calculated.

| Object Range / Fiscal Year  | Budget Adoption<br>Budget | First Interim<br>Projected Year Totals | Percent Change | Status  |
|---|---------------------------|--|----------------|---------|
| <b>Total Federal, Other State, and Other Local Revenue (Section 6A)</b>                     |                           |  |                |         |
| Current Year (2021-22)  | 7,790,416.00              | 7,932,536.00                           | 1.8%           | Met     |
| 1st Subsequent Year (2022-23)   | 7,140,883.00              | 7,374,021.00                           | 3.3%           | Met     |
| 2nd Subsequent Year (2023-24)   | 7,183,173.00              | 7,428,844.00                           | 3.4%           | Met     |
| <b>Total Books and Supplies, and Services and Other Operating Expenditures (Section 6A)</b> |                           |  |                |         |
| Current Year (2021-22)  | 2,178,978.00              | 2,666,255.00                           | 22.4%          | Not Met |
| 1st Subsequent Year (2022-23)   | 2,018,386.00              | 2,487,485.00                           | 23.2%          | Not Met |
| 2nd Subsequent Year (2023-24)   | 2,018,385.00              | 2,487,485.00                           | 23.2%          | Not Met |

**6C. Comparison of District Total Operating Revenues and Expenditures to the Standard Percentage Range**

DATA ENTRY: Explanations are linked from Section 6A if the status in Section 6B is Not Met; no entry is allowed below.

- 1a. STANDARD MET - Projected total operating revenues have not changed since budget adoption by more than the standard for the current year and two subsequent fiscal years.

**Explanation:**

Federal Revenue  
(linked from 6A  
if NOT met)

**Explanation:**

Other State Revenue  
(linked from 6A  
if NOT met)

**Explanation:**

Other Local Revenue  
(linked from 6A  
if NOT met)

- 1b. STANDARD NOT MET - One or more total operating expenditures have changed since budget adoption by more than the standard in one or more of the current year or two subsequent fiscal years. Reasons for the projected change, descriptions of the methods and assumptions used in the projections, and what changes, if any, will be made to bring the projected operating revenues within the standard must be entered in Section 6A above and will also display in the explanation box below.

**Explanation:**

Books and Supplies  
(linked from 6A  
if NOT met)

The district purchased replacement chromebooks, Macbooks and generators (safety) and added \$65K to the budget; the remainder of the increase is primarily related to KIK/PTA minigrants. The budget has not been reduced in subsequent years.

**Explanation:**

Services and Other Exps  
(linked from 6A  
if NOT met)

Based on what a 'normal' year appeared to be in 2018-19, the services accounts were just under \$1.7 million. Due to COVID, the services budget appeared to be adjusted downward. This appears to be back in the normal range for the district and will be closely monitored.

**7. CRITERION: Facilities Maintenance**

**STANDARD:** Identify changes that have occurred since budget adoption in the projected contributions for facilities maintenance funding as required pursuant to Education Code Section 17070.75, or in how the district is providing adequately to preserve the functionality of its facilities for their normal life in accordance with Education Code sections 52060(d)(1) and 17002(d)(1).

**Determining the District's Compliance with the Contribution Requirement for EC Section 17070.75 - Ongoing and Major Maintenance/Restricted Maintenance Account (OMMA/RMA)**

**NOTE:** EC Section 17070.75 requires the district to deposit into the account a minimum amount equal to or greater than three percent of the total general fund expenditures and other financing uses for that fiscal year. Per SB 98 and SB 820 of 2020, resources 3210, 3215, 3220, 5316, 7027, 7420, and 7690 are excluded from the total general fund expenditures calculation.

**DATA ENTRY:** Enter the Required Minimum Contribution if Budget data does not exist. Budget data that exist will be extracted; otherwise, enter budget data into lines 1, if applicable, and 2. All other data are extracted.

|  | Required Minimum Contribution | First Interim Contribution<br>Projected Year Totals<br>(Fund 01, Resource 8150,<br>Objects 8900-8999) | Status |
|--|-------------------------------|---|--------|
| 1. OMMA/RMA Contribution   | 546,559.00                    | 675,086.00  | Met    |
| 2. Budget Adoption Contribution (information only)<br>(Form 01CS, Criterion 7) |                               | 572,269.00  |        |

If status is not met, enter an X in the box that best describes why the minimum required contribution was not made:

- Not applicable (district does not participate in the Leroy F. Greene School Facilities Act of 1998)
- Exempt (due to district's small size [EC Section 17070.75 (b)(2)(E)])
- Other (explanation must be provided)

**Explanation:**  
(required if NOT met  
and Other is marked)

**8. CRITERION: Deficit Spending**

**STANDARD:** Unrestricted deficit spending (total unrestricted expenditures and other financing uses is greater than total unrestricted revenues and other financing sources) as a percentage of total unrestricted expenditures and other financing uses, has not exceeded one-third of the district's available reserves<sup>1</sup> as a percentage of total expenditures and other financing uses<sup>2</sup> in any of the current fiscal year or two subsequent fiscal years.

<sup>1</sup>Available reserves are the unrestricted amounts in the Stabilization Arrangements, Reserve for Economic Uncertainties, and Unassigned/Unappropriated accounts in the General Fund and the Special Reserve Fund for Other Than Capital Outlay Projects. Available reserves will be reduced by any negative ending balances in restricted resources in the General Fund.

<sup>2</sup>A school district that is the Administrative Unit of a Special Education Local Plan Area (SELPA) may exclude from its expenditures the distribution of funds to its participating members.

**8A. Calculating the District's Deficit Spending Standard Percentage Levels**

DATA ENTRY: All data are extracted or calculated.

|  | Current Year<br>(2021-22) | 1st Subsequent Year<br>(2022-23) | 2nd Subsequent Year<br>(2023-24) |
|--|---------------------------|----------------------------------|----------------------------------|
| District's Available Reserve Percentages (Criterion 10C, Line 9)   | 10.5%                     | 11.5%                            | 13.3%                            |
| <b>District's Deficit Spending Standard Percentage Levels<br/>(one-third of available reserve percentage):</b> | <b>3.5%</b>               | <b>3.8%</b>                      | <b>4.4%</b>                      |

**8B. Calculating the District's Deficit Spending Percentages**

DATA ENTRY: Current Year data are extracted. If Form MYPI exists, data for the two subsequent years will be extracted; if not, enter data for the two subsequent years into the first and second columns.

| Fiscal Year                   | Projected Year Totals  |   | Deficit Spending Level<br>(If Net Change in Unrestricted Fund<br>Balance is negative, else N/A) | Status |
|-------------------------------|--|---|---|--------|
|                               | Net Change in<br>Unrestricted Fund Balance<br>(Form 011, Section E)<br>(Form MYPI, Line C) | Total Unrestricted Expenditures<br>and Other Financing Uses<br>(Form 011, Objects 1000-7999)<br>(Form MYPI, Line B11) |   |        |
| Current Year (2021-22)        | 254,263.00   | 14,129,503.00   | N/A   | Met    |
| 1st Subsequent Year (2022-23) | 124,947.00   | 14,803,615.00   | N/A   | Met    |
| 2nd Subsequent Year (2023-24) | 342,906.00   | 14,954,671.00   | N/A   | Met    |

**8C. Comparison of District Deficit Spending to the Standard**

DATA ENTRY: Enter an explanation if the standard is not met.

- 1a. STANDARD MET - Unrestricted deficit spending, if any, has not exceeded the standard percentage level in any of the current year or two subsequent fiscal years.

**Explanation:**  
(required if NOT met)

**9. CRITERION: Fund and Cash Balances**

A. FUND BALANCE STANDARD: Projected general fund balance will be positive at the end of the current fiscal year and two subsequent fiscal years.

**9A-1. Determining if the District's General Fund Ending Balance is Positive**

DATA ENTRY: Current Year data are extracted. If Form MYPI exists, data for the two subsequent years will be extracted; if not, enter data for the two subsequent years.

| Fiscal Year                   | Ending Fund Balance<br>General Fund<br>Projected Year Totals<br>(Form 011, Line F2 ) (Form MYPI, Line D2) | Status |
|-------------------------------|---|--------|
| Current Year (2021-22)        | 2,045,446.63  | Met    |
| 1st Subsequent Year (2022-23) | 2,155,159.05  | Met    |
| 2nd Subsequent Year (2023-24) | 2,498,065.05  | Met    |

**9A-2. Comparison of the District's Ending Fund Balance to the Standard**

DATA ENTRY: Enter an explanation if the standard is not met.

1a. STANDARD MET - Projected general fund ending balance is positive for the current fiscal year and two subsequent fiscal years.

Explanation:  
(required if NOT met)

B. CASH BALANCE STANDARD: Projected general fund cash balance will be positive at the end of the current fiscal year.

**9B-1. Determining if the District's Ending Cash Balance is Positive**

DATA ENTRY: If Form CASH exists, data will be extracted; if not, data must be entered below.

| Fiscal Year            | Ending Cash Balance<br>General Fund<br>(Form CASH, Line F, June Column) | Status |
|------------------------|---|--------|
| Current Year (2021-22) | 1,868,311.00  | Met    |

**9B-2. Comparison of the District's Ending Cash Balance to the Standard**

DATA ENTRY: Enter an explanation if the standard is not met.

1a. STANDARD MET - Projected general fund cash balance will be positive at the end of the current fiscal year.

Explanation:  
(required if NOT met)

**10. CRITERION: Reserves**

STANDARD: Available reserves<sup>1</sup> for any of the current fiscal year or two subsequent fiscal years are not less than the following percentages or amounts<sup>2</sup> as applied to total expenditures and other financing uses<sup>3</sup>:

DATA ENTRY: Current Year data are extracted. If Form MYPI exists, 1st and 2nd Subsequent Year data will be extracted. If not, enter district regular ADA and charter school ADA corresponding to financial data reported in the General Fund, only, for the two subsequent years.

| Percentage Level            | District ADA |     |         |
|-----------------------------|--------------|-----|---------|
| 5% or \$71,000 (greater of) | 0            | to  | 300     |
| 4% or \$71,000 (greater of) | 301          | to  | 1,000   |
| 3%                          | 1,001        | to  | 30,000  |
| 2%                          | 30,001       | to  | 400,000 |
| 1%                          | 400,001      | and | over    |

<sup>1</sup> Available reserves are the unrestricted amounts in the Stabilization Arrangements, Reserve for Economic Uncertainties, and Unassigned/Unappropriated accounts in the General Fund and Special Reserve Fund for Other Than Capital Outlay Projects. Available reserves will be reduced by any negative ending balances in restricted resources in the General Fund.

<sup>2</sup> Dollar amounts to be adjusted annually by the prior year statutory cost-of-living adjustment, as referenced in Education Code Section 42238.02, rounded to the nearest thousand.

<sup>3</sup> A school district that is the Administrative Unit (AU) of a Special Education Local Plan Area (SELPA) may exclude from its expenditures the distribution of funds to its participating members.

|  | Current Year<br>(2021-22) | 1st Subsequent Year<br>(2022-23) | 2nd Subsequent Year<br>(2023-24) |
|--|---------------------------|----------------------------------|----------------------------------|
| District Estimated P-2 ADA (Current Year, Form AI, Lines A4 and C4. Subsequent Years, Form MYPI, Line F2, if available.) | 982                       | 982                              | 982                              |
| <b>District's Reserve Standard Percentage Level:</b>   | <b>4%</b>                 | <b>4%</b>                        | <b>4%</b>                        |

**10A. Calculating the District's Special Education Pass-through Exclusions (only for districts that serve as the AU of a SELPA)**

DATA ENTRY: For SELPA AUs, if Form MYPI exists, all data will be extracted including the Yes/No button selection. If not, click the appropriate Yes or No button for item 1 and, if Yes, enter data for item 2a and for the two subsequent years in item 2b; Current Year data are extracted.

For districts that serve as the AU of a SELPA (Form MYPI, Lines F1a, F1b1, and F1b2):

1. Do you choose to exclude from the reserve calculation the pass-through funds distributed to SELPA members?
2. If you are the SELPA AU and are excluding special education pass-through funds:
  - a. Enter the name(s) of the SELPA(s): \_\_\_\_\_

|  | Current Year<br>Projected Year Totals<br>(2021-22) | 1st Subsequent Year<br>(2022-23) | 2nd Subsequent Year<br>(2023-24) |
|--|--|----------------------------------|----------------------------------|
| b. Special Education Pass-through Funds<br>(Fund 10, resources 3300-3499, 6500-6540 and 6546, objects 7211-7213 and 7221-7223) | 0.00   |                                  |                                  |

**10B. Calculating the District's Reserve Standard**

DATA ENTRY: If Form MYPI exists, all data will be extracted or calculated. If not, enter data for line 1 for the two subsequent years; Current Year data are extracted.

|   | Current Year<br>Projected Year Totals<br>(2021-22) | 1st Subsequent Year<br>(2022-23) | 2nd Subsequent Year<br>(2023-24) |
|---|--|----------------------------------|----------------------------------|
| 1. Expenditures and Other Financing Uses<br>(Form 011, objects 1000-7999) (Form MYPI, Line B11)     | 19,257,273.00                                      | 18,706,221.58                    | 18,837,807.00                    |
| 2. Plus: Special Education Pass-through<br>(Criterion 10A, Line 2b, if Criterion 10A, Line 1 is No) |  |                                  |                                  |
| 3. Total Expenditures and Other Financing Uses<br>(Line B1 plus Line B2)                            | 19,257,273.00                                      | 18,706,221.58                    | 18,837,807.00                    |
| 4. Reserve Standard Percentage Level  | 4%   | 4%                               | 4%                               |
| 5. Reserve Standard - by Percent<br>(Line B3 times Line B4)   | 770,290.92   | 748,248.86                       | 753,512.28                       |
| 6. Reserve Standard - by Amount<br>(\$71,000 for districts with less than 1,001 ADA, else 0)        | 71,000.00  | 71,000.00                        | 71,000.00                        |
| 7. <b>District's Reserve Standard<br/>(Greater of Line B5 or Line B6)</b>                           | <b>770,290.92</b>                                  | <b>748,248.86</b>                | <b>753,512.28</b>                |



**10C. Calculating the District's Available Reserve Amount**

DATA ENTRY: All data are extracted from fund data and Form MYPI. If Form MYPI does not exist, enter data for the two subsequent years.

| Reserve Amounts<br>(Unrestricted resources 0000-1999 except Line 4)   | Current Year<br>Projected Year Totals<br>(2021-22) | 1st Subsequent Year<br>(2022-23) | 2nd Subsequent Year<br>(2023-24) |
|---|--|----------------------------------|----------------------------------|
| 1. General Fund - Stabilization Arrangements<br>(Fund 01, Object 9750) (Form MYPI, Line E1a)  | 0.00   |                                  |                                  |
| 2. General Fund - Reserve for Economic Uncertainties<br>(Fund 01, Object 9789) (Form MYPI, Line E1b)  | 962,864.00   | 935,311.00                       | 941,890.00                       |
| 3. General Fund - Unassigned/Unappropriated Amount<br>(Fund 01, Object 9790) (Form MYPI, Line E1c)  | 1,066,648.05                                       | 1,219,148.05                     | 1,555,475.05                     |
| 4. General Fund - Negative Ending Balances in Restricted Resources<br>(Fund 01, Object 979Z, if negative, for each of resources 2000-9999)<br>(Form MYPI, Line E1d) | 0.00   | 0.00                             | 0.00                             |
| 5. Special Reserve Fund - Stabilization Arrangements<br>(Fund 17, Object 9750) (Form MYPI, Line E2a)  | 0.00   |                                  |                                  |
| 6. Special Reserve Fund - Reserve for Economic Uncertainties<br>(Fund 17, Object 9789) (Form MYPI, Line E2b)  | 0.00   |                                  |                                  |
| 7. Special Reserve Fund - Unassigned/Unappropriated Amount<br>(Fund 17, Object 9790) (Form MYPI, Line E2c)  | 0.00   |                                  |                                  |
| 8. District's Available Reserve Amount<br>(Lines C1 thru C7)  | 2,029,512.05                                       | 2,154,459.05                     | 2,497,365.05                     |
| 9. District's Available Reserve Percentage (Information only)<br>(Line 8 divided by Section 10B, Line 3)  | 10.54%   | 11.52%                           | 13.26%                           |
| <b>District's Reserve Standard<br/>(Section 10B, Line 7):</b>   | <b>770,290.92</b>                                  | <b>748,248.86</b>                | <b>753,512.28</b>                |
| Status:   | Met  | Met                              | Met                              |

**10D. Comparison of District Reserve Amount to the Standard**

DATA ENTRY: Enter an explanation if the standard is not met.

- 1a. STANDARD MET - Available reserves have met the standard for the current year and two subsequent fiscal years.

**Explanation:**  
(required if NOT met)

---

**SUPPLEMENTAL INFORMATION**

---

DATA ENTRY: Click the appropriate Yes or No button for items S1 through S4. Enter an explanation for each Yes answer.

**S1. Contingent Liabilities**

1a. Does your district have any known or contingent liabilities (e.g., financial or program audits, litigation, state compliance reviews) that have occurred since budget adoption that may impact the budget?

1b. If Yes, identify the liabilities and how they may impact the budget:

**S2. Use of One-time Revenues for Ongoing Expenditures**

1a. Does your district have ongoing general fund expenditures funded with one-time revenues that have changed since budget adoption by more than five percent?

1b. If Yes, identify the expenditures and explain how the one-time resources will be replaced to continue funding the ongoing expenditures in the following fiscal years:

**S3. Temporary Interfund Borrowings**

1a. Does your district have projected temporary borrowings between funds?  
(Refer to Education Code Section 42603)

1b. If Yes, identify the interfund borrowings:

**S4. Contingent Revenues**

1a. Does your district have projected revenues for the current fiscal year or either of the two subsequent fiscal years contingent on reauthorization by the local government, special legislation, or other definitive act (e.g., parcel taxes, forest reserves)?

1b. If Yes, identify any of these revenues that are dedicated for ongoing expenses and explain how the revenues will be replaced or expenditures reduced:

**S5. Contributions**

Identify projected contributions from unrestricted resources in the general fund to restricted resources in the general fund for the current fiscal year and two subsequent fiscal years. Provide an explanation if contributions have changed by more than \$20,000 and more than five percent since budget adoption.

Identify projected transfers to or from the general fund to cover operating deficits in either the general fund or any other fund for the current fiscal year and two subsequent fiscal years. Provide an explanation if transfers have changed by more than \$20,000 and more than five percent since budget adoption.

Identify capital project cost overruns that have occurred since budget adoption that may impact the general fund budget.

District's Contributions and Transfers Standard: -5.0% to +5.0%  
or -\$20,000 to +\$20,000

**S5A. Identification of the District's Projected Contributions, Transfers, and Capital Projects that may Impact the General Fund**

DATA ENTRY: Budget Adoption data that exist will be extracted; otherwise, enter data into the first column. For Contributions, the First Interim's Current Year data will be extracted. Enter First Interim Contributions for the 1st and 2nd Subsequent Years. For Transfers In and Transfers Out, the First Interim's Current Year data will be extracted. If Form MYPI exists, the data will be extracted into the First Interim column for the 1st and 2nd Subsequent Years. If Form MYPI does not exist, enter data for 1st and 2nd Subsequent Years. Click on the appropriate button for Item 1d; all other data will be calculated.

| Description / Fiscal Year   | Budget Adoption<br>(Form 01CS, Item S5A) | First Interim<br>Projected Year Totals | Percent<br>Change | Amount of Change | Status |
|---|--|--|-------------------|------------------|--------|
| <b>1a. Contributions, Unrestricted General Fund<br/>(Fund 01, Resources 0000-1999, Object 8980)</b> |  |  |                   |                  |        |
| Current Year (2021-22)  | (2,778,467.00)                           | (2,826,998.00)                         | 1.7%              | 48,531.00        | Met    |
| 1st Subsequent Year (2022-23)   | (2,667,817.00)                           | (2,710,803.00)                         | 1.6%              | 42,986.00        | Met    |
| 2nd Subsequent Year (2023-24)   | (2,732,813.00)                           | (2,768,050.00)                         | 1.3%              | 35,237.00        | Met    |
| <b>1b. Transfers In, General Fund *</b>   |  |  |                   |                  |        |
| Current Year (2021-22)  | 0.00                                     | 0.00                                   | 0.0%              | 0.00             | Met    |
| 1st Subsequent Year (2022-23)   | 0.00                                     | 0.00                                   | 0.0%              | 0.00             | Met    |
| 2nd Subsequent Year (2023-24)   | 0.00                                     | 0.00                                   | 0.0%              | 0.00             | Met    |
| <b>1c. Transfers Out, General Fund *</b>  |  |  |                   |                  |        |
| Current Year (2021-22)  | 0.00                                     | 0.00                                   | 0.0%              | 0.00             | Met    |
| 1st Subsequent Year (2022-23)   | 0.00                                     | 0.00                                   | 0.0%              | 0.00             | Met    |
| 2nd Subsequent Year (2023-24)   | 0.00                                     | 0.00                                   | 0.0%              | 0.00             | Met    |

**1d. Capital Project Cost Overruns**

Have capital project cost overruns occurred since budget adoption that may impact the general fund operational budget?

No

\* Include transfers used to cover operating deficits in either the general fund or any other fund.

**S5B. Status of the District's Projected Contributions, Transfers, and Capital Projects**

DATA ENTRY: Enter an explanation if Not Met for items 1a-1c or if Yes for Item 1d.

1a. MET - Projected contributions have not changed since budget adoption by more than the standard for the current year and two subsequent fiscal years.

**Explanation:**  
(required if NOT met)

1b. MET - Projected transfers in have not changed since budget adoption by more than the standard for the current year and two subsequent fiscal years.

**Explanation:**  
(required if NOT met)

1c. MET - Projected transfers out have not changed since budget adoption by more than the standard for the current year and two subsequent fiscal years.

**Explanation:**  
(required if NOT met)

|  |
|--|
|  |
|--|

1d. NO - There have been no capital project cost overruns occurring since budget adoption that may impact the general fund operational budget.

**Project Information:**  
(required if YES)

|  |
|--|
|  |
|  |
|  |
|  |
|  |
|  |
|  |

**S6. Long-term Commitments**

Identify all existing and new multiyear commitments<sup>1</sup> and their annual required payment for the current fiscal year and two subsequent fiscal years.

Explain how any increase in annual payments will be funded. Also, explain how any decrease to funding sources used to pay long-term commitments will be replaced.

<sup>1</sup> Include multiyear commitments, multiyear debt agreements, and new programs or contracts that result in long-term obligations.

**S6A. Identification of the District's Long-term Commitments**

DATA ENTRY: If Budget Adoption data exist (Form 01CS, Item S6A), long-term commitment data will be extracted and it will only be necessary to click the appropriate button for Item 1b. Extracted data may be overwritten to update long-term commitment data in Item 2, as applicable. If no Budget Adoption data exist, click the appropriate buttons for items 1a and 1b, and enter all other data, as applicable.

1. a. Does your district have long-term (multiyear) commitments?  
(If No, skip items 1b and 2 and sections S6B and S6C)

b. If Yes to Item 1a, have new long-term (multiyear) commitments been incurred since budget adoption?

2. If Yes to Item 1a, list (or update) all new and existing multiyear commitments and required annual debt service amounts. Do not include long-term commitments for postemployment benefits other than pensions (OPEB); OPEB is disclosed in Item S7A.

| Type of Commitment            | # of Years Remaining | SACS Fund and Object Codes Used For: |  | Principal Balance as of July 1, 2021 |
|-------------------------------|----------------------|--------------------------------------|--|--------------------------------------|
|                               |                      | Funding Sources (Revenues)           | Debt Service (Expenditures)            |                                      |
| Leases                        | 9                    | General Fund / LCFF                  | General Fund                           | 773,195                              |
| Certificates of Participation |                      |                                      |  |                                      |
| General Obligation Bonds      | various              | Ad Valorem taxes                     | Bond Interest & Redemption Fund (BIRF) | 36,560,000                           |
| Supp Early Retirement Program | 3                    | General Fund / LCFF                  | General Fund                           | 95,510                               |
| State School Building Loans   |                      |                                      |  |                                      |
| Compensated Absences          | 1                    | General Fund / LCFF                  | General Fund                           | 59,056                               |

Other Long-term Commitments (do not include OPEB):

| Type of Commitment | # of Years Remaining | Funding Sources (Revenues) | Debt Service (Expenditures) | Principal Balance as of July 1, 2021 |
|--------------------|----------------------|----------------------------|-----------------------------|--------------------------------------|
|                    |                      |                            |                             |                                      |
|                    |                      |                            |                             |                                      |
|                    |                      |                            |                             |                                      |
|                    |                      |                            |                             |                                      |
|                    |                      |                            |                             |                                      |
|                    |                      |                            |                             |                                      |
|                    |                      |                            |                             |                                      |
|                    |                      |                            |                             |                                      |
|                    |                      |                            |                             |                                      |
|                    |                      |                            |                             |                                      |
| <b>TOTAL:</b>      |                      |                            |                             | <b>37,487,761</b>                    |

| Type of Commitment (continued) | Prior Year (2020-21) Annual Payment (P & I) | Current Year (2021-22) Annual Payment (P & I) | 1st Subsequent Year (2022-23) Annual Payment (P & I) | 2nd Subsequent Year (2023-24) Annual Payment (P & I) |
|--------------------------------|---|---|--|--|
| Leases                         | 153,833                                     | 139,835                                       | 139,835  | 139,835  |
| Certificates of Participation  |   |   |  |  |
| General Obligation Bonds       | 3,646,356                                   | 3,085,556                                     | 2,913,181  | 2,966,956  |
| Supp Early Retirement Program  | 83,750                                      | 51,250  | 31,250   | 21,250   |
| State School Building Loans    |   |   |  |  |
| Compensated Absences           |   |   |  |  |

Other Long-term Commitments (continued):

| Type of Commitment   | Prior Year (2020-21) Annual Payment (P & I) | Current Year (2021-22) Annual Payment (P & I) | 1st Subsequent Year (2022-23) Annual Payment (P & I) | 2nd Subsequent Year (2023-24) Annual Payment (P & I) |
|--|---|---|--|--|
|  |   |   |  |  |
|  |   |   |  |  |
|  |   |   |  |  |
|  |   |   |  |  |
|  |   |   |  |  |
|  |   |   |  |  |
|  |   |   |  |  |
| <b>Total Annual Payments:</b>  | <b>3,883,939</b>                            | <b>3,276,641</b>                              | <b>3,084,266</b>                                     | <b>3,128,041</b>                                     |
| <b>Has total annual payment increased over prior year (2020-21)?</b> | <b>No</b>                                   | <b>No</b>                                     | <b>No</b>  | <b>No</b>  |

---

**S6B. Comparison of the District's Annual Payments to Prior Year Annual Payment**

---

DATA ENTRY: Enter an explanation if Yes.

- 1a. No - Annual payments for long-term commitments have not increased in one or more of the current and two subsequent fiscal years.

**Explanation:**  
(Required if Yes  
to increase in total  
annual payments)

---

**S6C. Identification of Decreases to Funding Sources Used to Pay Long-term Commitments**

---

DATA ENTRY: Click the appropriate Yes or No button in Item 1; if Yes, an explanation is required in Item 2.

1. Will funding sources used to pay long-term commitments decrease or expire prior to the end of the commitment period, or are they one-time sources?

No

2. No - Funding sources will not decrease or expire prior to the end of the commitment period, and one-time funds are not being used for long-term commitment.

**Explanation:**  
(Required if Yes)

**S7. Unfunded Liabilities**

Identify any changes in estimates for unfunded liabilities since budget adoption, and indicate whether the changes are the result of a new actuarial valuation.

**S7A. Identification of the District's Estimated Unfunded Liability for Postemployment Benefits Other Than Pensions (OPEB)**

DATA ENTRY: Click the appropriate button(s) for items 1a-1c, as applicable. Budget Adoption data that exist (Form 01CS, Item S7A) will be extracted; otherwise, enter Budget Adoption and First Interim data in items 2-4.

1. a. Does your district provide postemployment benefits other than pensions (OPEB)? (If No, skip items 1b-4)

|     |
|-----|
| Yes |
|-----|

b. If Yes to Item 1a, have there been changes since budget adoption in OPEB liabilities?

|    |
|----|
| No |
|----|

c. If Yes to Item 1a, have there been changes since budget adoption in OPEB contributions?

|    |
|----|
| No |
|----|

2. OPEB Liabilities

|   | Budget Adoption<br>(Form 01CS, Item S7A) | First Interim |
|---|--|---------------|
| a. Total OPEB liability   | 2,017,219.00                             | 2,083,166.00  |
| b. OPEB plan(s) fiduciary net position (if applicable)                                      | 0.00                                     | 0.00          |
| c. Total/Net OPEB liability (Line 2a minus Line 2b)   | 2,017,219.00                             | 2,083,166.00  |
| d. Is total OPEB liability based on the district's estimate or an actuarial valuation?      | Actuarial                                | Actuarial     |
| e. If based on an actuarial valuation, indicate the measurement date of the OPEB valuation. | Jun 30, 2021                             | Jun 30, 2020  |

3. OPEB Contributions

|  | Budget Adoption<br>(Form 01CS, Item S7A) | First Interim |
|--|--|---------------|
| a. OPEB actuarially determined contribution (ADC) if available, per actuarial valuation or Alternative Measurement Method      |  |               |
| Current Year (2021-22)   | 0.00                                     | 0.00          |
| 1st Subsequent Year (2022-23)  | 0.00                                     | 0.00          |
| 2nd Subsequent Year (2023-24)  | 0.00                                     | 0.00          |
| b. OPEB amount contributed (for this purpose, include premiums paid to a self-insurance fund) (Funds 01-70, objects 3701-3752) |  |               |
| Current Year (2021-22)   | 77,344.00                                | 77,344.00     |
| 1st Subsequent Year (2022-23)  | 77,344.00                                | 77,344.00     |
| 2nd Subsequent Year (2023-24)  | 77,344.00                                | 77,344.00     |
| c. Cost of OPEB benefits (equivalent of "pay-as-you-go" amount)  |  |               |
| Current Year (2021-22)   | 77,344.00                                | 88,037.00     |
| 1st Subsequent Year (2022-23)  | 77,344.00                                | 88,037.00     |
| 2nd Subsequent Year (2023-24)  | 77,344.00                                | 88,037.00     |
| d. Number of retirees receiving OPEB benefits  |  |               |
| Current Year (2021-22)   | 6  | 7             |
| 1st Subsequent Year (2022-23)  | 6  | 7             |
| 2nd Subsequent Year (2023-24)  | 6  | 7             |

4. Comments:

The Actuarial Student was completed on November 15, 2021 for period ending June 30, 2021.

**S7B. Identification of the District's Unfunded Liability for Self-insurance Programs**

DATA ENTRY: Click the appropriate button(s) for items 1a-1c, as applicable. Budget Adoption data that exist (Form 01CS, Item S7B) will be extracted; otherwise, enter Budget Adoption and First Interim data in items 2-4.

- 1. a. Does your district operate any self-insurance programs such as workers' compensation, employee health and welfare, or property and liability? (Do not include OPEB; which is covered in Section S7A) (If No, skip items 1b-4)
 

|    |
|----|
| No |
|----|
- b. If Yes to item 1a, have there been changes since budget adoption in self-insurance liabilities?
 

|     |
|-----|
| n/a |
|-----|
- c. If Yes to item 1a, have there been changes since budget adoption in self-insurance contributions?
 

|     |
|-----|
| n/a |
|-----|

|   | Budget Adoption<br>(Form 01CS, Item S7B) | First Interim |
|---|--|---------------|
| 2. Self-Insurance Liabilities                     |  |               |
| a. Accrued liability for self-insurance programs  |  |               |
| b. Unfunded liability for self-insurance programs |  |               |

|  | Budget Adoption<br>(Form 01CS, Item S7B) | First Interim |
|--|--|---------------|
| 3. Self-Insurance Contributions                                |  |               |
| a. Required contribution (funding) for self-insurance programs |  |               |
| Current Year (2021-22)   |  |               |
| 1st Subsequent Year (2022-23)                                  |  |               |
| 2nd Subsequent Year (2023-24)                                  |  |               |
| b. Amount contributed (funded) for self-insurance programs     |  |               |
| Current Year (2021-22)   |  |               |
| 1st Subsequent Year (2022-23)                                  |  |               |
| 2nd Subsequent Year (2023-24)                                  |  |               |

4. Comments:



**S8. Status of Labor Agreements**

Analyze the status of all employee labor agreements. Identify new labor agreements that have been ratified since budget adoption, as well as new commitments provided as part of previously ratified multiyear agreements; and include all contracts, including all administrator contracts (and including all compensation). For new agreements, indicate the date of the required board meeting. Compare the increase in new commitments to the projected increase in ongoing revenues and explain how these commitments will be funded in future fiscal years.

**If salary and benefit negotiations are not finalized, upon settlement with certificated or classified staff:**

The school district must determine the cost of the settlement, including salaries, benefits, and any other agreements that change costs, and provide the county office of education (COE) with an analysis of the cost of the settlement and its impact on the operating budget.

The county superintendent shall review the analysis relative to the criteria and standards and may provide written comments to the president of the district governing board and superintendent.

**S8A. Cost Analysis of District's Labor Agreements - Certificated (Non-management) Employees**

DATA ENTRY: Click the appropriate Yes or No button for "Status of Certificated Labor Agreements as of the Previous Reporting Period." There are no extractions in this section.

**Status of Certificated Labor Agreements as of the Previous Reporting Period**

Were all certificated labor negotiations settled as of budget adoption?

If Yes, complete number of FTEs, then skip to section S8B.

If No, continue with section S8A.

**Certificated (Non-management) Salary and Benefit Negotiations**

|  | Prior Year (2nd Interim)<br>(2020-21) | Current Year<br>(2021-22) | 1st Subsequent Year<br>(2022-23) | 2nd Subsequent Year<br>(2023-24) |
|--|---------------------------------------|---------------------------|----------------------------------|----------------------------------|
| Number of certificated (non-management) full-time-equivalent (FTE) positions | 82.1                                  | 79.1                      | 78.1                             | 78.1                             |

1a. Have any salary and benefit negotiations been settled since budget adoption?

If Yes, and the corresponding public disclosure documents have been filed with the COE, complete questions 2 and 3.

If Yes, and the corresponding public disclosure documents have not been filed with the COE, complete questions 2-5.

If No, complete questions 6 and 7.

1b. Are any salary and benefit negotiations still unsettled?

If Yes, complete questions 6 and 7.

**Negotiations Settled Since Budget Adoption**

2a. Per Government Code Section 3547.5(a), date of public disclosure board meeting:

2b. Per Government Code Section 3547.5(b), was the collective bargaining agreement certified by the district superintendent and chief business official?

If Yes, date of Superintendent and CBO certification:

3. Per Government Code Section 3547.5(c), was a budget revision adopted to meet the costs of the collective bargaining agreement?

If Yes, date of budget revision board adoption:

4. Period covered by the agreement:

Begin Date:

End Date:

5. Salary settlement:

Current Year  
(2021-22)

1st Subsequent Year  
(2022-23)

2nd Subsequent Year  
(2023-24)

Is the cost of salary settlement included in the interim and multiyear projections (MYPs)?

|                      |                      |                      |
|----------------------|----------------------|----------------------|
| <input type="text"/> | <input type="text"/> | <input type="text"/> |
|----------------------|----------------------|----------------------|

**One Year Agreement**

Total cost of salary settlement

|                      |                      |                      |
|----------------------|----------------------|----------------------|
| <input type="text"/> | <input type="text"/> | <input type="text"/> |
|----------------------|----------------------|----------------------|

% change in salary schedule from prior year  
or

|                      |
|----------------------|
| <input type="text"/> |
|----------------------|

**Multiyear Agreement**

Total cost of salary settlement

|                      |                      |                      |
|----------------------|----------------------|----------------------|
| <input type="text"/> | <input type="text"/> | <input type="text"/> |
|----------------------|----------------------|----------------------|

% change in salary schedule from prior year  
(may enter text, such as "Reopener")

|                      |                      |                      |
|----------------------|----------------------|----------------------|
| <input type="text"/> | <input type="text"/> | <input type="text"/> |
|----------------------|----------------------|----------------------|

Identify the source of funding that will be used to support multiyear salary commitments:

Negotiations Not Settled

6. Cost of a one percent increase in salary and statutory benefits

|        |
|--------|
| 91,473 |
|--------|

| Current Year<br>(2021-22) | 1st Subsequent Year<br>(2022-23) | 2nd Subsequent Year<br>(2023-24) |
|---------------------------|----------------------------------|----------------------------------|
|---------------------------|----------------------------------|----------------------------------|

7. Amount included for any tentative salary schedule increases

|  |  |  |
|--|--|--|
|  |  |  |
|--|--|--|

**Certificated (Non-management) Health and Welfare (H&W) Benefits**

- Are costs of H&W benefit changes included in the interim and MYPs?
- Total cost of H&W benefits
- Percent of H&W cost paid by employer
- Percent projected change in H&W cost over prior year

| Current Year<br>(2021-22) | 1st Subsequent Year<br>(2022-23) | 2nd Subsequent Year<br>(2023-24) |
|---------------------------|----------------------------------|----------------------------------|
| Yes                       | Yes                              | Yes                              |
| 1,193,815                 | 1,229,630                        | 1,266,518                        |
| Capped @ EE+1 Kaiser      |                                  |                                  |
| 1.2%                      | 3.0%                             | 3.0%                             |

**Certificated (Non-management) Prior Year Settlements Negotiated Since Budget Adoption**

Are any new costs negotiated since budget adoption for prior year settlements included in the interim?

If Yes, amount of new costs included in the interim and MYPs  
If Yes, explain the nature of the new costs:

|  |  |  |
|--|--|--|
|  |  |  |
|--|--|--|

**Certificated (Non-management) Step and Column Adjustments**

- Are step & column adjustments included in the interim and MYPs?
- Cost of step & column adjustments
- Percent change in step & column over prior year

| Current Year<br>(2021-22) | 1st Subsequent Year<br>(2022-23) | 2nd Subsequent Year<br>(2023-24) |
|---------------------------|----------------------------------|----------------------------------|
| Yes                       | Yes                              | Yes                              |
| 113,850                   | 115,217                          | 116,600                          |
| 1.2%                      | 1.2%                             | 1.2%                             |

**Certificated (Non-management) Attrition (layoffs and retirements)**

- Are savings from attrition included in the interim and MYPs?
- Are additional H&W benefits for those laid-off or retired employees included in the interim and MYPs?

| Current Year<br>(2021-22) | 1st Subsequent Year<br>(2022-23) | 2nd Subsequent Year<br>(2023-24) |
|---------------------------|----------------------------------|----------------------------------|
| No                        | Yes                              | No                               |
| No                        | No                               | No                               |

**Certificated (Non-management) - Other**

List other significant contract changes that have occurred since budget adoption and the cost impact of each change (i.e., class size, hours of employment, leave of absence, bonuses, etc.):

---

---

---

---

---

---

---

---

---

---

**S8B. Cost Analysis of District's Labor Agreements - Classified (Non-management) Employees**

DATA ENTRY: Click the appropriate Yes or No button for "Status of Classified Labor Agreements as of the Previous Reporting Period." There are no extractions in this section.

**Status of Classified Labor Agreements as of the Previous Reporting Period**

Were all classified labor negotiations settled as of budget adoption?   
 If Yes, complete number of FTEs, then skip to section S8C.  
 If No, continue with section S8B.

**Classified (Non-management) Salary and Benefit Negotiations**

|   | Prior Year (2nd Interim)<br>(2020-21) | Current Year<br>(2021-22) | 1st Subsequent Year<br>(2022-23) | 2nd Subsequent Year<br>(2023-24) |
|---|---------------------------------------|---------------------------|----------------------------------|----------------------------------|
| Number of classified (non-management) FTE positions | 31.3                                  | 28.6                      | 28.6                             | 28.6                             |

1a. Have any salary and benefit negotiations been settled since budget adoption?   
 If Yes, and the corresponding public disclosure documents have been filed with the COE, complete questions 2 and 3.  
 If Yes, and the corresponding public disclosure documents have not been filed with the COE, complete questions 2-5.  
 If No, complete questions 6 and 7.

1b. Are any salary and benefit negotiations still unsettled?   
 If Yes, complete questions 6 and 7.

**Negotiations Settled Since Budget Adoption**

2a. Per Government Code Section 3547.5(a), date of public disclosure board meeting:   
 2b. Per Government Code Section 3547.5(b), was the collective bargaining agreement certified by the district superintendent and chief business official?   
 If Yes, date of Superintendent and CBO certification:   
 3. Per Government Code Section 3547.5(c), was a budget revision adopted to meet the costs of the collective bargaining agreement?   
 If Yes, date of budget revision board adoption:   
 4. Period covered by the agreement: Begin Date:  End Date:

5. Salary settlement:

|  | Current Year<br>(2021-22) | 1st Subsequent Year<br>(2022-23) | 2nd Subsequent Year<br>(2023-24) |
|--|---------------------------|----------------------------------|----------------------------------|
| Is the cost of salary settlement included in the interim and multiyear projections (MYPs)? | <input type="text"/>      | <input type="text"/>             | <input type="text"/>             |

**One Year Agreement**

|   |                      |                      |                      |
|---|----------------------|----------------------|----------------------|
| Total cost of salary settlement                   | <input type="text"/> | <input type="text"/> | <input type="text"/> |
| % change in salary schedule from prior year<br>or | <input type="text"/> | <input type="text"/> | <input type="text"/> |

**Multiyear Agreement**

|   |                      |                      |                      |
|---|----------------------|----------------------|----------------------|
| Total cost of salary settlement   | <input type="text"/> | <input type="text"/> | <input type="text"/> |
| % change in salary schedule from prior year<br>(may enter text, such as "Reopener") | <input type="text"/> | <input type="text"/> | <input type="text"/> |

Identify the source of funding that will be used to support multiyear salary commitments:

**Negotiations Not Settled**

6. Cost of a one percent increase in salary and statutory benefits

|  | Current Year<br>(2021-22) | 1st Subsequent Year<br>(2022-23) | 2nd Subsequent Year<br>(2023-24) |
|--|---------------------------|----------------------------------|----------------------------------|
| 7. Amount included for any tentative salary schedule increases | 43,760                    | 43,760                           | 43,760                           |

**Classified (Non-management) Health and Welfare (H&W) Benefits**

1. Are costs of H&W benefit changes included in the interim and MYPs?
2. Total cost of H&W benefits
3. Percent of H&W cost paid by employer
4. Percent projected change in H&W cost over prior year

| Current Year<br>(2021-22) | 1st Subsequent Year<br>(2022-23) | 2nd Subsequent Year<br>(2023-24) |
|---------------------------|----------------------------------|----------------------------------|
| Yes                       | Yes                              | Yes                              |
| 329,704                   | 339,595                          | 349,783                          |
| Capped @ EE+1 Kaiser      |                                  |                                  |
| 1.2%                      | 3.0%                             | 3.0%                             |

**Classified (Non-management) Prior Year Settlements Negotiated Since Budget Adoption**

Are any new costs negotiated since budget adoption for prior year settlements included in the interim?

If Yes, amount of new costs included in the interim and MYPs  
If Yes, explain the nature of the new costs:

|    |  |  |
|----|--|--|
| No |  |  |
|----|--|--|

**Classified (Non-management) Step and Column Adjustments**

1. Are step & column adjustments included in the interim and MYPs?
2. Cost of step & column adjustments
3. Percent change in step & column over prior year

| Current Year<br>(2021-22) | 1st Subsequent Year<br>(2022-23) | 2nd Subsequent Year<br>(2023-24) |
|---------------------------|----------------------------------|----------------------------------|
| Yes                       | Yes                              | Yes                              |
| 15,908                    | 16,147                           | 16,388                           |
| 1.5%                      | 1.5%                             | 1.5%                             |

**Classified (Non-management) Attrition (layoffs and retirements)**

1. Are savings from attrition included in the interim and MYPs?
2. Are additional H&W benefits for those laid-off or retired employees included in the interim and MYPs?

| Current Year<br>(2021-22) | 1st Subsequent Year<br>(2022-23) | 2nd Subsequent Year<br>(2023-24) |
|---------------------------|----------------------------------|----------------------------------|
| No                        | No                               | No                               |
| No                        | No                               | No                               |

**Classified (Non-management) - Other**

List other significant contract changes that have occurred since budget adoption and the cost impact of each (i.e., hours of employment, leave of absence, bonuses, etc.):

---

---

---

---

---

---

---

---

---

---

**S8C. Cost Analysis of District's Labor Agreements - Management/Supervisor/Confidential Employees**

DATA ENTRY: Click the appropriate Yes or No button for "Status of Management/Supervisor/Confidential Labor Agreements as of the Previous Reporting Period." There are no extractions in this section.

**Status of Management/Supervisor/Confidential Labor Agreements as of the Previous Reporting Period**

Were all managerial/confidential labor negotiations settled as of budget adoption?   
 If Yes or n/a, complete number of FTEs, then skip to S9.  
 If No, continue with section S8C.

**Management/Supervisor/Confidential Salary and Benefit Negotiations**

|  | Prior Year (2nd Interim)<br>(2020-21) | Current Year<br>(2021-22) | 1st Subsequent Year<br>(2022-23) | 2nd Subsequent Year<br>(2023-24) |
|--|---------------------------------------|---------------------------|----------------------------------|----------------------------------|
| Number of management, supervisor, and confidential FTE positions | 10.3                                  | 10.3                      | 10.3                             | 10.3                             |

1a. Have any salary and benefit negotiations been settled since budget adoption?   
 If Yes, complete question 2.  
 If No, complete questions 3 and 4.

1b. Are any salary and benefit negotiations still unsettled?   
 If Yes, complete questions 3 and 4.

Negotiations Settled Since Budget Adoption

2. Salary settlement:

|  | Current Year<br>(2021-22) | 1st Subsequent Year<br>(2022-23) | 2nd Subsequent Year<br>(2023-24) |
|--|---------------------------|----------------------------------|----------------------------------|
| Is the cost of salary settlement included in the interim and multiyear projections (MYPs)? |                           |                                  |                                  |
| Total cost of salary settlement  |                           |                                  |                                  |
| Change in salary schedule from prior year (may enter text, such as "Reopener")             |                           |                                  |                                  |

Negotiations Not Settled

3. Cost of a one percent increase in salary and statutory benefits

|  | Current Year<br>(2021-22) | 1st Subsequent Year<br>(2022-23) | 2nd Subsequent Year<br>(2023-24) |
|--|---------------------------|----------------------------------|----------------------------------|
| 4. Amount included for any tentative salary schedule increases |                           |                                  |                                  |

**Management/Supervisor/Confidential Health and Welfare (H&W) Benefits**

|   | Current Year<br>(2021-22) | 1st Subsequent Year<br>(2022-23) | 2nd Subsequent Year<br>(2023-24) |
|---|---------------------------|----------------------------------|----------------------------------|
| 1. Are costs of H&W benefit changes included in the interim and MYPs? | Yes                       | Yes                              | Yes                              |
| 2. Total cost of H&W benefits   | 196,954                   | 202,874                          | 208,960                          |
| 3. Percent of H&W cost paid by employer                               | Capped @ EE+1 Kaiser      |                                  |                                  |
| 4. Percent projected change in H&W cost over prior year               | 1.2%                      | 3.0%                             | 3.0%                             |

**Management/Supervisor/Confidential Step and Column Adjustments**

|  | Current Year<br>(2021-22) | 1st Subsequent Year<br>(2022-23) | 2nd Subsequent Year<br>(2023-24) |
|--|---------------------------|----------------------------------|----------------------------------|
| 1. Are step & column adjustments included in the interim and MYPs? | Yes                       | Yes                              | Yes                              |
| 2. Cost of step & column adjustments                               | 17,785                    | 17,962                           | 18,142                           |
| 3. Percent change in step and column over prior year               |                           |                                  |                                  |

**Management/Supervisor/Confidential Other Benefits (mileage, bonuses, etc.)**

|  | Current Year<br>(2021-22) | 1st Subsequent Year<br>(2022-23) | 2nd Subsequent Year<br>(2023-24) |
|--|---------------------------|----------------------------------|----------------------------------|
| 1. Are costs of other benefits included in the interim and MYPs? | No                        | No                               | No                               |
| 2. Total cost of other benefits                                  |                           |                                  |                                  |
| 3. Percent change in cost of other benefits over prior year      |                           |                                  |                                  |

**S9. Status of Other Funds**

Analyze the status of other funds that may have negative fund balances at the end of the current fiscal year. If any other fund has a projected negative fund balance, prepare an interim report and multiyear projection for that fund. Explain plans for how and when the negative fund balance will be addressed.

---

**S9A. Identification of Other Funds with Negative Ending Fund Balances**

---

DATA ENTRY: Click the appropriate button in Item 1. If Yes, enter data in Item 2 and provide the reports referenced in Item 1.

1. Are any funds other than the general fund projected to have a negative fund balance at the end of the current fiscal year?

|    |
|----|
| No |
|----|

If Yes, prepare and submit to the reviewing agency a report of revenues, expenditures, and changes in fund balance (e.g., an interim fund report) and a multiyear projection report for each fund.

2. If Yes, identify each fund, by name and number, that is projected to have a negative ending fund balance for the current fiscal year. Provide reasons for the negative balance(s) and explain the plan for how and when the problem(s) will be corrected.

---

---

---

---

---

---

---

---

---

**ADDITIONAL FISCAL INDICATORS**

---

The following fiscal indicators are designed to provide additional data for reviewing agencies. A "Yes" answer to any single indicator does not necessarily suggest a cause for concern, but may alert the reviewing agency to the need for additional review.

DATA ENTRY: Click the appropriate Yes or No button for items A2 through A9; Item A1 is automatically completed based on data from Criterion 9.

- A1. Do cash flow projections show that the district will end the current fiscal year with a negative cash balance in the general fund? (Data from Criterion 9B-1, Cash Balance, are used to determine Yes or No)
  
- A2. Is the system of personnel position control independent from the payroll system?
  
- A3. Is enrollment decreasing in both the prior and current fiscal years?
  
- A4. Are new charter schools operating in district boundaries that impact the district's enrollment, either in the prior or current fiscal year?
  
- A5. Has the district entered into a bargaining agreement where any of the current or subsequent fiscal years of the agreement would result in salary increases that are expected to exceed the projected state funded cost-of-living adjustment?
  
- A6. Does the district provide uncapped (100% employer paid) health benefits for current or retired employees?
  
- A7. Is the district's financial system independent of the county office system?
  
- A8. Does the district have any reports that indicate fiscal distress pursuant to Education Code Section 42127.6(a)? (If Yes, provide copies to the county office of education.)
  
- A9. Have there been personnel changes in the superintendent or chief business official positions within the last 12 months?

When providing comments for additional fiscal indicators, please include the item number applicable to each comment.

**Comments:**  
(optional)

---

**End of School District First Interim Criteria and Standards Review**

---

| Description   | Resource Codes | Object Codes           | Original Budget (A) | Board Approved Operating Budget (B) | Actuals To Date (C) | Projected Year Totals (D) | Difference (Col B & D) (E) | % Diff (E/B) (F) |
|---|----------------|------------------------|---------------------|-------------------------------------|---------------------|---------------------------|----------------------------|------------------|
| <b>A. REVENUES</b>  |                |                        |                     |                                     |                     |                           |                            |                  |
| 1) LCFF Sources   |                | 8010-8099              | 11,117,196.00       | 11,171,433.00                       | 737,776.67          | 11,171,433.00             | 0.00                       | 0.0%             |
| 2) Federal Revenue  |                | 8100-8299              | 0.00                | 0.00                                | 0.00                | 0.00                      | 0.00                       | 0.0%             |
| 3) Other State Revenue  |                | 8300-8599              | 183,288.00          | 204,460.00                          | 0.00                | 204,460.00                | 0.00                       | 0.0%             |
| 4) Other Local Revenue  |                | 8600-8799              | 5,650,985.00        | 5,834,871.00                        | 319,914.64          | 5,834,871.00              | 0.00                       | 0.0%             |
| 5) TOTAL, REVENUES  |                |                        | 16,951,469.00       | 17,210,764.00                       | 1,057,691.31        | 17,210,764.00             |                            |                  |
| <b>B. EXPENDITURES</b>  |                |                        |                     |                                     |                     |                           |                            |                  |
| 1) Certificated Salaries  |                | 1000-1999              | 7,298,602.00        | 7,596,991.00                        | 2,124,190.54        | 7,596,991.00              | 0.00                       | 0.0%             |
| 2) Classified Salaries  |                | 2000-2999              | 1,672,063.00        | 1,594,896.00                        | 449,927.00          | 1,594,896.00              | 0.00                       | 0.0%             |
| 3) Employee Benefits  |                | 3000-3999              | 3,551,344.00        | 3,407,900.00                        | 989,044.02          | 3,407,900.00              | 0.00                       | 0.0%             |
| 4) Books and Supplies   |                | 4000-4999              | 399,575.00          | 413,197.00                          | 205,215.57          | 413,197.00                | 0.00                       | 0.0%             |
| 5) Services and Other Operating Expenditures  |                | 5000-5999              | 758,726.00          | 843,421.00                          | 331,069.56          | 843,421.00                | 0.00                       | 0.0%             |
| 6) Capital Outlay   |                | 6000-6999              | 0.00                | 103,500.00                          | 96,500.00           | 103,500.00                | 0.00                       | 0.0%             |
| 7) Other Outgo (excluding Transfers of Indirect Costs)  |                | 7100-7299<br>7400-7499 | 139,836.00          | 169,598.00                          | 88,026.70           | 169,598.00                | 0.00                       | 0.0%             |
| 8) Other Outgo - Transfers of Indirect Costs  |                | 7300-7399              | 0.00                | 0.00                                | 0.00                | 0.00                      | 0.00                       | 0.0%             |
| 9) TOTAL, EXPENDITURES  |                |                        | 13,820,146.00       | 14,129,503.00                       | 4,283,973.39        | 14,129,503.00             |                            |                  |
| <b>C. EXCESS (DEFICIENCY) OF REVENUES OVER EXPENDITURES BEFORE OTHER FINANCING SOURCES AND USES (A5 - B9)</b> |                |                        | 3,131,323.00        | 3,081,261.00                        | (3,226,282.08)      | 3,081,261.00              |                            |                  |
| <b>D. OTHER FINANCING SOURCES/USES</b>  |                |                        |                     |                                     |                     |                           |                            |                  |
| 1) Interfund Transfers  |                |                        |                     |                                     |                     |                           |                            |                  |
| a) Transfers In   |                | 8900-8929              | 0.00                | 0.00                                | 0.00                | 0.00                      | 0.00                       | 0.0%             |
| b) Transfers Out  |                | 7600-7629              | 0.00                | 0.00                                | 0.00                | 0.00                      | 0.00                       | 0.0%             |
| 2) Other Sources/Uses   |                |                        |                     |                                     |                     |                           |                            |                  |
| a) Sources  |                | 8930-8979              | 0.00                | 0.00                                | 0.00                | 0.00                      | 0.00                       | 0.0%             |
| b) Uses   |                | 7630-7699              | 0.00                | 0.00                                | 0.00                | 0.00                      | 0.00                       | 0.0%             |
| 3) Contributions  |                | 8980-8999              | (2,778,467.00)      | (2,826,998.00)                      | 0.00                | (2,826,998.00)            | 0.00                       | 0.0%             |
| 4) TOTAL, OTHER FINANCING SOURCES/USES  |                |                        | (2,778,467.00)      | (2,826,998.00)                      | 0.00                | (2,826,998.00)            |                            |                  |



| Description  | Resource Codes | Object Codes | Original Budget (A) | Board Approved Operating Budget (B) | Actuals To Date (C) | Projected Year Totals (D) | Difference (Col B & D) (E) | % Diff (E/B) (F) |
|--|----------------|--------------|---------------------|-------------------------------------|---------------------|---------------------------|----------------------------|------------------|
| <b>E. NET INCREASE (DECREASE) IN FUND BALANCE (C + D4)</b> |                |              | 352,856.00          | 254,263.00                          | (3,226,282.08)      | 254,263.00                |                            |                  |
| <b>F. FUND BALANCE, RESERVES</b>                           |                |              |                     |                                     |                     |                           |                            |                  |
| 1) Beginning Fund Balance                                  |                |              |                     |                                     |                     |                           |                            |                  |
| a) As of July 1 - Unaudited                                |                | 9791         | 1,775,949.05        | 1,775,949.05                        |                     | 1,775,949.05              | 0.00                       | 0.0%             |
| b) Audit Adjustments                                       |                | 9793         | 0.00                | 0.00                                |                     | 0.00                      | 0.00                       | 0.0%             |
| c) As of July 1 - Audited (F1a + F1b)                      |                |              | 1,775,949.05        | 1,775,949.05                        |                     | 1,775,949.05              |                            |                  |
| d) Other Restatements                                      |                | 9795         | 0.00                | 0.00                                |                     | 0.00                      | 0.00                       | 0.0%             |
| e) Adjusted Beginning Balance (F1c + F1d)                  |                |              | 1,775,949.05        | 1,775,949.05                        |                     | 1,775,949.05              |                            |                  |
| 2) Ending Balance, June 30 (E + F1e)                       |                |              | 2,128,805.05        | 2,030,212.05                        |                     | 2,030,212.05              |                            |                  |
| Components of Ending Fund Balance                          |                |              |                     |                                     |                     |                           |                            |                  |
| a) Nonspendable  |                |              |                     |                                     |                     |                           |                            |                  |
| Revolving Cash   |                | 9711         | 700.00              | 700.00                              |                     | 700.00                    |                            |                  |
| Stores   |                | 9712         | 0.00                | 0.00                                |                     | 0.00                      |                            |                  |
| Prepaid Items  |                | 9713         | 0.00                | 0.00                                |                     | 0.00                      |                            |                  |
| All Others   |                | 9719         | 0.00                | 0.00                                |                     | 0.00                      |                            |                  |
| b) Restricted  |                | 9740         | 0.00                | 0.00                                |                     | 0.00                      |                            |                  |
| c) Committed   |                |              |                     |                                     |                     |                           |                            |                  |
| Stabilization Arrangements                                 |                | 9750         | 0.00                | 0.00                                |                     | 0.00                      |                            |                  |
| Other Commitments  |                | 9760         | 0.00                | 0.00                                |                     | 0.00                      |                            |                  |
| d) Assigned  |                |              |                     |                                     |                     |                           |                            |                  |
| Other Assignments  |                | 9780         | 0.00                | 0.00                                |                     | 0.00                      |                            |                  |
| e) Unassigned/Unappropriated                               |                |              |                     |                                     |                     |                           |                            |                  |
| Reserve for Economic Uncertainties                         |                | 9789         | 927,738.00          | 962,864.00                          |                     | 962,864.00                |                            |                  |
| Unassigned/Unappropriated Amount                           |                | 9790         | 1,200,367.05        | 1,066,648.05                        |                     | 1,066,648.05              |                            |                  |

| Description  | Resource Codes | Object Codes | Original Budget (A) | Board Approved Operating Budget (B) | Actuals To Date (C) | Projected Year Totals (D) | Difference (Col B & D) (E) | % Diff (E/B) (F) |
|--|----------------|--------------|---------------------|-------------------------------------|---------------------|---------------------------|----------------------------|------------------|
| <b>LCFF SOURCES</b>                                    |                |              |                     |                                     |                     |                           |                            |                  |
| Principal Apportionment                                |                |              |                     |                                     |                     |                           |                            |                  |
| State Aid - Current Year                               |                | 8011         | 678,266.00          | 678,266.00                          | 508,700.00          | 678,266.00                | 0.00                       | 0.0%             |
| Education Protection Account State Aid - Current Year  |                | 8012         | 229,392.00          | 229,392.00                          | 57,348.00           | 229,392.00                | 0.00                       | 0.0%             |
| State Aid - Prior Years                                |                | 8019         | 0.00                | 0.00                                | 0.00                | 0.00                      | 0.00                       | 0.0%             |
| Tax Relief Subventions                                 |                |              |                     |                                     |                     |                           |                            |                  |
| Homeowners' Exemptions                                 |                | 8021         | 40,749.00           | 40,105.00                           | 0.00                | 40,105.00                 | 0.00                       | 0.0%             |
| Timber Yield Tax                                       |                | 8022         | 0.00                | 0.00                                | 0.00                | 0.00                      | 0.00                       | 0.0%             |
| Other Subventions/In-Lieu Taxes                        |                | 8029         | 0.00                | 0.00                                | 0.00                | 0.00                      | 0.00                       | 0.0%             |
| County & District Taxes                                |                |              |                     |                                     |                     |                           |                            |                  |
| Secured Roll Taxes                                     |                | 8041         | 10,041,431.00       | 10,090,037.00                       | 0.00                | 10,090,037.00             | 0.00                       | 0.0%             |
| Unsecured Roll Taxes                                   |                | 8042         | 200,069.00          | 187,203.00                          | 163,150.07          | 187,203.00                | 0.00                       | 0.0%             |
| Prior Years' Taxes                                     |                | 8043         | 15,831.00           | 3,796.00                            | 8,578.60            | 3,796.00                  | 0.00                       | 0.0%             |
| Supplemental Taxes                                     |                | 8044         | 0.00                | 0.00                                | 0.00                | 0.00                      | 0.00                       | 0.0%             |
| Education Revenue Augmentation Fund (ERAF)             |                | 8045         | 0.00                | 0.00                                | 0.00                | 0.00                      | 0.00                       | 0.0%             |
| Community Redevelopment Funds (SB 617/699/1992)        |                | 8047         | 0.00                | 0.00                                | 0.00                | 0.00                      | 0.00                       | 0.0%             |
| Penalties and Interest from Delinquent Taxes           |                | 8048         | 0.00                | 0.00                                | 0.00                | 0.00                      | 0.00                       | 0.0%             |
| Miscellaneous Funds (EC 41604)                         |                |              |                     |                                     |                     |                           |                            |                  |
| Royalties and Bonuses                                  |                | 8081         | 0.00                | 0.00                                | 0.00                | 0.00                      | 0.00                       | 0.0%             |
| Other In-Lieu Taxes                                    |                | 8082         | 0.00                | 0.00                                | 0.00                | 0.00                      | 0.00                       | 0.0%             |
| Less: Non-LCFF (50%) Adjustment                        |                | 8089         | 0.00                | 0.00                                | 0.00                | 0.00                      | 0.00                       | 0.0%             |
| Subtotal, LCFF Sources                                 |                |              | 11,205,738.00       | 11,228,799.00                       | 737,776.67          | 11,228,799.00             | 0.00                       | 0.0%             |
| <b>LCFF Transfers</b>                                  |                |              |                     |                                     |                     |                           |                            |                  |
| Unrestricted LCFF Transfers - Current Year             | 0000           | 8091         | 0.00                | 0.00                                | 0.00                | 0.00                      | 0.00                       | 0.0%             |
| All Other LCFF Transfers - Current Year                | All Other      | 8091         | 0.00                | 0.00                                | 0.00                | 0.00                      | 0.00                       | 0.0%             |
| Transfers to Charter Schools in Lieu of Property Taxes |                | 8096         | (88,542.00)         | (57,366.00)                         | 0.00                | (57,366.00)               | 0.00                       | 0.0%             |
| Property Taxes Transfers                               |                | 8097         | 0.00                | 0.00                                | 0.00                | 0.00                      | 0.00                       | 0.0%             |
| LCFF/Revenue Limit Transfers - Prior Years             |                | 8099         | 0.00                | 0.00                                | 0.00                | 0.00                      | 0.00                       | 0.0%             |
| TOTAL, LCFF SOURCES                                    |                |              | 11,117,196.00       | 11,171,433.00                       | 737,776.67          | 11,171,433.00             | 0.00                       | 0.0%             |
| <b>FEDERAL REVENUE</b>                                 |                |              |                     |                                     |                     |                           |                            |                  |
| Maintenance and Operations                             |                | 8110         | 0.00                | 0.00                                | 0.00                | 0.00                      | 0.00                       | 0.0%             |
| Special Education Entitlement                          |                | 8181         | 0.00                | 0.00                                | 0.00                | 0.00                      |                            |                  |
| Special Education Discretionary Grants                 |                | 8182         | 0.00                | 0.00                                | 0.00                | 0.00                      |                            |                  |
| Child Nutrition Programs                               |                | 8220         | 0.00                | 0.00                                | 0.00                | 0.00                      |                            |                  |
| Donated Food Commodities                               |                | 8221         | 0.00                | 0.00                                | 0.00                | 0.00                      |                            |                  |
| Forest Reserve Funds                                   |                | 8260         | 0.00                | 0.00                                | 0.00                | 0.00                      | 0.00                       | 0.0%             |
| Flood Control Funds                                    |                | 8270         | 0.00                | 0.00                                | 0.00                | 0.00                      | 0.00                       | 0.0%             |
| Wildlife Reserve Funds                                 |                | 8280         | 0.00                | 0.00                                | 0.00                | 0.00                      | 0.00                       | 0.0%             |
| FEMA   |                | 8281         | 0.00                | 0.00                                | 0.00                | 0.00                      | 0.00                       | 0.0%             |
| Interagency Contracts Between LEAs                     |                | 8285         | 0.00                | 0.00                                | 0.00                | 0.00                      | 0.00                       | 0.0%             |
| Pass-Through Revenues from Federal Sources             |                | 8287         | 0.00                | 0.00                                | 0.00                | 0.00                      |                            |                  |
| Title I, Part A, Basic                                 | 3010           | 8290         |                     |                                     |                     |                           |                            |                  |
| Title I, Part D, Local Delinquent Programs             | 3025           | 8290         |                     |                                     |                     |                           |                            |                  |
| Title II, Part A, Supporting Effective Instruction     | 4035           | 8290         |                     |                                     |                     |                           |                            |                  |

| Description  | Resource Codes   | Object Codes | Original Budget (A) | Board Approved Operating Budget (B) | Actuals To Date (C) | Projected Year Totals (D) | Difference (Col B & D) (E) | % Diff (E/B) (F) |
|--|--|--------------|---------------------|-------------------------------------|---------------------|---------------------------|----------------------------|------------------|
| Title III, Part A, Immigrant Student Program       | 4201   | 8290         |                     |                                     |                     |                           |                            |                  |
| Title III, Part A, English Learner Program         | 4203   | 8290         |                     |                                     |                     |                           |                            |                  |
| Public Charter Schools Grant Program (PCSGP)       | 4610   | 8290         |                     |                                     |                     |                           |                            |                  |
| Other NCLB / Every Student Succeeds Act            | 3040, 3045, 3060, 3061, 3110, 3150, 3155, 3180, 3182, 4037, 4123, 4124, 4126, 4127, 4128, 5630 | 8290         |                     |                                     |                     |                           |                            |                  |
| Career and Technical Education                     | 3500-3599  | 8290         |                     |                                     |                     |                           |                            |                  |
| All Other Federal Revenue                          | All Other  | 8290         | 0.00                | 0.00                                | 0.00                | 0.00                      | 0.00                       | 0.0%             |
| <b>TOTAL, FEDERAL REVENUE</b>                      |  |              | <b>0.00</b>         | <b>0.00</b>                         | <b>0.00</b>         | <b>0.00</b>               | <b>0.00</b>                | <b>0.0%</b>      |
| <b>OTHER STATE REVENUE</b>                         |  |              |                     |                                     |                     |                           |                            |                  |
| Other State Apportionments                         |  |              |                     |                                     |                     |                           |                            |                  |
| ROC/P Entitlement Prior Years                      | 6360   | 8319         |                     |                                     |                     |                           |                            |                  |
| Special Education Master Plan Current Year         | 6500   | 8311         |                     |                                     |                     |                           |                            |                  |
| Prior Years  | 6500   | 8319         |                     |                                     |                     |                           |                            |                  |
| All Other State Apportionments - Current Year      | All Other  | 8311         | 0.00                | 0.00                                | 0.00                | 0.00                      | 0.00                       | 0.0%             |
| All Other State Apportionments - Prior Years       | All Other  | 8319         | 0.00                | 0.00                                | 0.00                | 0.00                      | 0.00                       | 0.0%             |
| Child Nutrition Programs                           |  | 8520         | 0.00                | 0.00                                | 0.00                | 0.00                      |                            |                  |
| Mandated Costs Reimbursements                      |  | 8550         | 31,027.00           | 37,436.00                           | 0.00                | 37,436.00                 | 0.00                       | 0.0%             |
| Lottery - Unrestricted and Instructional Materials |  | 8560         | 148,200.00          | 162,963.00                          | 0.00                | 162,963.00                | 0.00                       | 0.0%             |
| Tax Relief Subventions                             |  |              |                     |                                     |                     |                           |                            |                  |
| Restricted Levies - Other                          |  |              |                     |                                     |                     |                           |                            |                  |
| Homeowners' Exemptions                             |  | 8575         | 0.00                | 0.00                                | 0.00                | 0.00                      |                            |                  |
| Other Subventions/In-Lieu Taxes                    |  | 8576         | 0.00                | 0.00                                | 0.00                | 0.00                      |                            |                  |
| Pass-Through Revenues from State Sources           |  | 8587         | 0.00                | 0.00                                | 0.00                | 0.00                      | 0.00                       | 0.0%             |
| After School Education and Safety (ASES)           | 6010   | 8590         |                     |                                     |                     |                           |                            |                  |
| Charter School Facility Grant                      | 6030   | 8590         |                     |                                     |                     |                           |                            |                  |
| Career Technical Education Incentive Grant Program | 6387   | 8590         |                     |                                     |                     |                           |                            |                  |
| Drug/Alcohol/Tobacco Funds                         | 6650, 6690, 6695   | 8590         |                     |                                     |                     |                           |                            |                  |
| California Clean Energy Jobs Act                   | 6230   | 8590         |                     |                                     |                     |                           |                            |                  |
| Specialized Secondary                              | 7370   | 8590         |                     |                                     |                     |                           |                            |                  |
| American Indian Early Childhood Education          | 7210   | 8590         |                     |                                     |                     |                           |                            |                  |
| All Other State Revenue                            | All Other  | 8590         | 4,061.00            | 4,061.00                            | 0.00                | 4,061.00                  | 0.00                       | 0.0%             |
| <b>TOTAL, OTHER STATE REVENUE</b>                  |  |              | <b>183,288.00</b>   | <b>204,460.00</b>                   | <b>0.00</b>         | <b>204,460.00</b>         | <b>0.00</b>                | <b>0.0%</b>      |

| Description  | Resource Codes | Object Codes | Original Budget (A)  | Board Approved Operating Budget (B) | Actuals To Date (C) | Projected Year Totals (D) | Difference (Col B & D) (E) | % Diff (E/B) (F) |
|--|----------------|--------------|----------------------|-------------------------------------|---------------------|---------------------------|----------------------------|------------------|
| <b>OTHER LOCAL REVENUE</b>                               |                |              |                      |                                     |                     |                           |                            |                  |
| Other Local Revenue                                      |                |              |                      |                                     |                     |                           |                            |                  |
| County and District Taxes                                |                |              |                      |                                     |                     |                           |                            |                  |
| Other Restricted Levies                                  |                |              |                      |                                     |                     |                           |                            |                  |
| Secured Roll   |                | 8615         | 0.00                 | 0.00                                | 0.00                | 0.00                      |                            |                  |
| Unsecured Roll   |                | 8616         | 0.00                 | 0.00                                | 0.00                | 0.00                      |                            |                  |
| Prior Years' Taxes                                       |                | 8617         | 0.00                 | 0.00                                | 0.00                | 0.00                      |                            |                  |
| Supplemental Taxes                                       |                | 8618         | 0.00                 | 0.00                                | 0.00                | 0.00                      |                            |                  |
| Non-Ad Valorem Taxes                                     |                |              |                      |                                     |                     |                           |                            |                  |
| Parcel Taxes   |                | 8621         | 4,733,905.00         | 4,733,905.00                        | 0.00                | 4,733,905.00              | 0.00                       | 0.0%             |
| Other  |                | 8622         | 0.00                 | 0.00                                | 0.00                | 0.00                      | 0.00                       | 0.0%             |
| Community Redevelopment Funds                            |                |              |                      |                                     |                     |                           |                            |                  |
| Not Subject to LCFF Deduction                            |                | 8625         | 0.00                 | 0.00                                | 0.00                | 0.00                      |                            |                  |
| Penalties and Interest from Delinquent Non-LCFF Taxes    |                | 8629         | 0.00                 | 0.00                                | 0.00                | 0.00                      |                            |                  |
| Sales  |                |              |                      |                                     |                     |                           |                            |                  |
| Sale of Equipment/Supplies                               |                | 8631         | 0.00                 | 0.00                                | 0.00                | 0.00                      | 0.00                       | 0.0%             |
| Sale of Publications                                     |                | 8632         | 0.00                 | 0.00                                | 0.00                | 0.00                      | 0.00                       | 0.0%             |
| Food Service Sales                                       |                | 8634         | 0.00                 | 0.00                                | 0.00                | 0.00                      | 0.00                       | 0.0%             |
| All Other Sales  |                | 8639         | 0.00                 | 0.00                                | 0.00                | 0.00                      | 0.00                       | 0.0%             |
| Leases and Rentals                                       |                | 8650         | 85,912.00            | 85,912.00                           | 47,354.64           | 85,912.00                 | 0.00                       | 0.0%             |
| Interest   |                | 8660         | 4,750.00             | 4,750.00                            | 99.87               | 4,750.00                  | 0.00                       | 0.0%             |
| Net Increase (Decrease) in the Fair Value of Investments |                | 8662         | 0.00                 | 0.00                                | 0.00                | 0.00                      | 0.00                       | 0.0%             |
| Fees and Contracts                                       |                |              |                      |                                     |                     |                           |                            |                  |
| Adult Education Fees                                     |                | 8671         | 0.00                 | 0.00                                | 0.00                | 0.00                      | 0.00                       | 0.0%             |
| Non-Resident Students                                    |                | 8672         | 0.00                 | 0.00                                | 0.00                | 0.00                      | 0.00                       | 0.0%             |
| Transportation Fees From Individuals                     |                | 8675         | 0.00                 | 0.00                                | 0.00                | 0.00                      | 0.00                       | 0.0%             |
| Interagency Services                                     |                | 8677         | 0.00                 | 0.00                                | 0.00                | 0.00                      | 0.00                       | 0.0%             |
| Mitigation/Developer Fees                                |                | 8681         | 0.00                 | 0.00                                | 0.00                | 0.00                      | 0.00                       | 0.0%             |
| All Other Fees and Contracts                             |                | 8689         | 0.00                 | 0.00                                | 0.00                | 0.00                      | 0.00                       | 0.0%             |
| Other Local Revenue                                      |                |              |                      |                                     |                     |                           |                            |                  |
| Plus: Misc Funds Non-LCFF (50%) Adjustment               |                | 8691         | 0.00                 | 0.00                                | 0.00                | 0.00                      | 0.00                       | 0.0%             |
| Pass-Through Revenues From Local Sources                 |                | 8697         | 0.00                 | 0.00                                | 0.00                | 0.00                      | 0.00                       | 0.0%             |
| All Other Local Revenue                                  |                | 8699         | 826,418.00           | 1,010,304.00                        | 272,460.13          | 1,010,304.00              | 0.00                       | 0.0%             |
| Tuition  |                | 8710         | 0.00                 | 0.00                                | 0.00                | 0.00                      | 0.00                       | 0.0%             |
| All Other Transfers In                                   |                | 8781-8783    | 0.00                 | 0.00                                | 0.00                | 0.00                      | 0.00                       | 0.0%             |
| Transfers Of Apportionments                              |                |              |                      |                                     |                     |                           |                            |                  |
| Special Education SELPA Transfers                        |                |              |                      |                                     |                     |                           |                            |                  |
| From Districts or Charter Schools                        | 6500           | 8791         |                      |                                     |                     |                           |                            |                  |
| From County Offices                                      | 6500           | 8792         |                      |                                     |                     |                           |                            |                  |
| From JPAs  | 6500           | 8793         |                      |                                     |                     |                           |                            |                  |
| ROC/P Transfers  |                |              |                      |                                     |                     |                           |                            |                  |
| From Districts or Charter Schools                        | 6360           | 8791         |                      |                                     |                     |                           |                            |                  |
| From County Offices                                      | 6360           | 8792         |                      |                                     |                     |                           |                            |                  |
| From JPAs  | 6360           | 8793         |                      |                                     |                     |                           |                            |                  |
| Other Transfers of Apportionments                        |                |              |                      |                                     |                     |                           |                            |                  |
| From Districts or Charter Schools                        | All Other      | 8791         | 0.00                 | 0.00                                | 0.00                | 0.00                      | 0.00                       | 0.0%             |
| From County Offices                                      | All Other      | 8792         | 0.00                 | 0.00                                | 0.00                | 0.00                      | 0.00                       | 0.0%             |
| From JPAs  | All Other      | 8793         | 0.00                 | 0.00                                | 0.00                | 0.00                      | 0.00                       | 0.0%             |
| All Other Transfers In from All Others                   |                | 8799         | 0.00                 | 0.00                                | 0.00                | 0.00                      | 0.00                       | 0.0%             |
| <b>TOTAL, OTHER LOCAL REVENUE</b>                        |                |              | <b>5,650,985.00</b>  | <b>5,834,871.00</b>                 | <b>319,914.64</b>   | <b>5,834,871.00</b>       | <b>0.00</b>                | <b>0.0%</b>      |
| <b>TOTAL, REVENUES</b>                                   |                |              | <b>16,951,469.00</b> | <b>17,210,764.00</b>                | <b>1,057,691.31</b> | <b>17,210,764.00</b>      | <b>0.00</b>                | <b>0.0%</b>      |

| Description   | Resource Codes | Object Codes | Original Budget (A) | Board Approved Operating Budget (B) | Actuals To Date (C) | Projected Year Totals (D) | Difference (Col B & D) (E) | % Diff (E/B) (F) |
|---|----------------|--------------|---------------------|-------------------------------------|---------------------|---------------------------|----------------------------|------------------|
| Certificated Teachers' Salaries                             |                | 1100         | 5,883,608.00        | 6,160,062.00                        | 1,676,494.43        | 6,160,062.00              | 0.00                       | 0.0%             |
| Certificated Pupil Support Salaries                         |                | 1200         | 742,993.00          | 746,309.00                          | 204,280.94          | 746,309.00                | 0.00                       | 0.0%             |
| Certificated Supervisors' and Administrators' Salaries      |                | 1300         | 672,001.00          | 690,620.00                          | 243,415.17          | 690,620.00                | 0.00                       | 0.0%             |
| Other Certificated Salaries                                 |                | 1900         | 0.00                | 0.00                                | 0.00                | 0.00                      | 0.00                       | 0.0%             |
| <b>TOTAL, CERTIFICATED SALARIES</b>                         |                |              | 7,298,602.00        | 7,596,991.00                        | 2,124,190.54        | 7,596,991.00              | 0.00                       | 0.0%             |
| <b>CLASSIFIED SALARIES</b>                                  |                |              |                     |                                     |                     |                           |                            |                  |
| Classified Instructional Salaries                           |                | 2100         | 440,791.00          | 351,316.00                          | 93,678.35           | 351,316.00                | 0.00                       | 0.0%             |
| Classified Support Salaries                                 |                | 2200         | 428,963.00          | 428,463.00                          | 112,674.90          | 428,463.00                | 0.00                       | 0.0%             |
| Classified Supervisors' and Administrators' Salaries        |                | 2300         | 272,161.00          | 272,161.00                          | 85,891.84           | 272,161.00                | 0.00                       | 0.0%             |
| Clerical, Technical and Office Salaries                     |                | 2400         | 519,821.00          | 532,251.00                          | 156,492.50          | 532,251.00                | 0.00                       | 0.0%             |
| Other Classified Salaries                                   |                | 2900         | 10,327.00           | 10,705.00                           | 1,189.41            | 10,705.00                 | 0.00                       | 0.0%             |
| <b>TOTAL, CLASSIFIED SALARIES</b>                           |                |              | 1,672,063.00        | 1,594,896.00                        | 449,927.00          | 1,594,896.00              | 0.00                       | 0.0%             |
| <b>EMPLOYEE BENEFITS</b>                                    |                |              |                     |                                     |                     |                           |                            |                  |
| STRS  |                | 3101-3102    | 1,230,319.00        | 1,239,310.00                        | 344,248.90          | 1,239,310.00              | 0.00                       | 0.0%             |
| PERS  |                | 3201-3202    | 335,090.00          | 297,547.00                          | 81,378.57           | 297,547.00                | 0.00                       | 0.0%             |
| OASDI/Medicare/Alternative                                  |                | 3301-3302    | 231,790.00          | 240,249.00                          | 63,943.86           | 240,249.00                | 0.00                       | 0.0%             |
| Health and Welfare Benefits                                 |                | 3401-3402    | 1,348,042.00        | 1,311,886.00                        | 358,357.46          | 1,311,886.00              | 0.00                       | 0.0%             |
| Unemployment Insurance                                      |                | 3501-3502    | 110,298.00          | 40,730.00                           | 12,871.17           | 40,730.00                 | 0.00                       | 0.0%             |
| Workers' Compensation                                       |                | 3601-3602    | 93,122.00           | 94,467.00                           | 26,633.80           | 94,467.00                 | 0.00                       | 0.0%             |
| OPEB, Allocated   |                | 3701-3702    | 77,344.00           | 77,344.00                           | 26,742.60           | 77,344.00                 | 0.00                       | 0.0%             |
| OPEB, Active Employees                                      |                | 3751-3752    | 0.00                | 0.00                                | 0.00                | 0.00                      | 0.00                       | 0.0%             |
| Other Employee Benefits                                     |                | 3901-3902    | 125,339.00          | 106,367.00                          | 74,867.66           | 106,367.00                | 0.00                       | 0.0%             |
| <b>TOTAL, EMPLOYEE BENEFITS</b>                             |                |              | 3,551,344.00        | 3,407,900.00                        | 989,044.02          | 3,407,900.00              | 0.00                       | 0.0%             |
| <b>BOOKS AND SUPPLIES</b>                                   |                |              |                     |                                     |                     |                           |                            |                  |
| Approved Textbooks and Core Curricula Materials             |                | 4100         | 49,506.00           | 50,000.00                           | 0.00                | 50,000.00                 | 0.00                       | 0.0%             |
| Books and Other Reference Materials                         |                | 4200         | 2,263.00            | 4,200.00                            | 2,062.90            | 4,200.00                  | 0.00                       | 0.0%             |
| Materials and Supplies                                      |                | 4300         | 301,668.00          | 244,139.00                          | 140,167.29          | 244,139.00                | 0.00                       | 0.0%             |
| Noncapitalized Equipment                                    |                | 4400         | 46,138.00           | 114,858.00                          | 62,985.38           | 114,858.00                | 0.00                       | 0.0%             |
| Food  |                | 4700         | 0.00                | 0.00                                | 0.00                | 0.00                      | 0.00                       | 0.0%             |
| <b>TOTAL, BOOKS AND SUPPLIES</b>                            |                |              | 399,575.00          | 413,197.00                          | 205,215.57          | 413,197.00                | 0.00                       | 0.0%             |
| <b>SERVICES AND OTHER OPERATING EXPENDITURES</b>            |                |              |                     |                                     |                     |                           |                            |                  |
| Subagreements for Services                                  |                | 5100         | 0.00                | 0.00                                | 0.00                | 0.00                      | 0.00                       | 0.0%             |
| Travel and Conferences                                      |                | 5200         | 20,139.00           | 25,600.00                           | 14,578.91           | 25,600.00                 | 0.00                       | 0.0%             |
| Dues and Memberships  |                | 5300         | 19,410.00           | 29,324.00                           | 26,498.28           | 29,324.00                 | 0.00                       | 0.0%             |
| Insurance   |                | 5400-5450    | 139,057.00          | 142,057.00                          | 140,494.00          | 142,057.00                | 0.00                       | 0.0%             |
| Operations and Housekeeping Services                        |                | 5500         | 163,468.00          | 186,066.00                          | 65,244.37           | 186,066.00                | 0.00                       | 0.0%             |
| Rentals, Leases, Repairs, and Noncapitalized Improvements   |                | 5600         | 61,100.00           | 61,100.00                           | 19,801.83           | 61,100.00                 | 0.00                       | 0.0%             |
| Transfers of Direct Costs                                   |                | 5710         | 0.00                | 0.00                                | 0.00                | 0.00                      | 0.00                       | 0.0%             |
| Transfers of Direct Costs - Interfund                       |                | 5750         | 0.00                | 0.00                                | 0.00                | 0.00                      | 0.00                       | 0.0%             |
| Professional/Consulting Services and Operating Expenditures |                | 5800         | 320,864.00          | 362,586.00                          | 52,584.95           | 362,586.00                | 0.00                       | 0.0%             |
| Communications  |                | 5900         | 34,688.00           | 36,688.00                           | 11,867.22           | 36,688.00                 | 0.00                       | 0.0%             |
| <b>TOTAL, SERVICES AND OTHER OPERATING EXPENDITURES</b>     |                |              | 758,726.00          | 843,421.00                          | 331,069.56          | 843,421.00                | 0.00                       | 0.0%             |

| Description   | Resource Codes | Object Codes | Original Budget (A)  | Board Approved Operating Budget (B) | Actuals To Date (C) | Projected Year Totals (D) | Difference (Col B & D) (E) | % Diff (E/B) (F) |
|---|----------------|--------------|----------------------|-------------------------------------|---------------------|---------------------------|----------------------------|------------------|
| <b>CAPITAL OUTLAY</b>   |                |              |                      |                                     |                     |                           |                            |                  |
| Land  |                | 6100         | 0.00                 | 0.00                                | 0.00                | 0.00                      | 0.00                       | 0.0%             |
| Land Improvements   |                | 6170         | 0.00                 | 96,500.00                           | 96,500.00           | 96,500.00                 | 0.00                       | 0.0%             |
| Buildings and Improvements of Buildings   |                | 6200         | 0.00                 | 0.00                                | 0.00                | 0.00                      | 0.00                       | 0.0%             |
| Books and Media for New School Libraries or Major Expansion of School Libraries |                | 6300         | 0.00                 | 0.00                                | 0.00                | 0.00                      | 0.00                       | 0.0%             |
| Equipment   |                | 6400         | 0.00                 | 7,000.00                            | 0.00                | 7,000.00                  | 0.00                       | 0.0%             |
| Equipment Replacement   |                | 6500         | 0.00                 | 0.00                                | 0.00                | 0.00                      | 0.00                       | 0.0%             |
| Lease Assets  |                | 6600         | 0.00                 | 0.00                                | 0.00                | 0.00                      | 0.00                       | 0.0%             |
| <b>TOTAL, CAPITAL OUTLAY</b>  |                |              | <b>0.00</b>          | <b>103,500.00</b>                   | <b>96,500.00</b>    | <b>103,500.00</b>         | <b>0.00</b>                | <b>0.0%</b>      |
| <b>OTHER OUTGO (excluding Transfers of Indirect Costs)</b>                      |                |              |                      |                                     |                     |                           |                            |                  |
| Tuition   |                |              |                      |                                     |                     |                           |                            |                  |
| Tuition for Instruction Under Interdistrict Attendance Agreements               |                | 7110         | 0.00                 | 0.00                                | 0.00                | 0.00                      | 0.00                       | 0.0%             |
| State Special Schools   |                | 7130         | 0.00                 | 0.00                                | 0.00                | 0.00                      | 0.00                       | 0.0%             |
| Tuition, Excess Costs, and/or Deficit Payments                                  |                |              |                      |                                     |                     |                           |                            |                  |
| Payments to Districts or Charter Schools  |                | 7141         | 0.00                 | 0.00                                | 0.00                | 0.00                      | 0.00                       | 0.0%             |
| Payments to County Offices  |                | 7142         | 0.00                 | 0.00                                | 0.00                | 0.00                      | 0.00                       | 0.0%             |
| Payments to JPAs  |                | 7143         | 0.00                 | 0.00                                | 0.00                | 0.00                      | 0.00                       | 0.0%             |
| Transfers of Pass-Through Revenues  |                |              |                      |                                     |                     |                           |                            |                  |
| To Districts or Charter Schools   |                | 7211         | 0.00                 | 0.00                                | 0.00                | 0.00                      | 0.00                       | 0.0%             |
| To County Offices   |                | 7212         | 0.00                 | 0.00                                | 0.00                | 0.00                      | 0.00                       | 0.0%             |
| To JPAs   |                | 7213         | 0.00                 | 0.00                                | 0.00                | 0.00                      | 0.00                       | 0.0%             |
| Special Education SELPA Transfers of Apportionments                             |                |              |                      |                                     |                     |                           |                            |                  |
| To Districts or Charter Schools   | 6500           | 7221         |                      |                                     |                     |                           |                            |                  |
| To County Offices   | 6500           | 7222         |                      |                                     |                     |                           |                            |                  |
| To JPAs   | 6500           | 7223         |                      |                                     |                     |                           |                            |                  |
| ROC/P Transfers of Apportionments   |                |              |                      |                                     |                     |                           |                            |                  |
| To Districts or Charter Schools   | 6360           | 7221         |                      |                                     |                     |                           |                            |                  |
| To County Offices   | 6360           | 7222         |                      |                                     |                     |                           |                            |                  |
| To JPAs   | 6360           | 7223         |                      |                                     |                     |                           |                            |                  |
| Other Transfers of Apportionments   | All Other      | 7221-7223    | 0.00                 | 0.00                                | 0.00                | 0.00                      | 0.00                       | 0.0%             |
| All Other Transfers   |                | 7281-7283    | 0.00                 | 0.00                                | 0.00                | 0.00                      | 0.00                       | 0.0%             |
| All Other Transfers Out to All Others   |                | 7299         | 0.00                 | 0.00                                | 0.00                | 0.00                      | 0.00                       | 0.0%             |
| Debt Service  |                |              |                      |                                     |                     |                           |                            |                  |
| Debt Service - Interest   |                | 7438         | 0.00                 | 0.00                                | 0.00                | 0.00                      | 0.00                       | 0.0%             |
| Other Debt Service - Principal  |                | 7439         | 139,836.00           | 169,598.00                          | 88,026.70           | 169,598.00                | 0.00                       | 0.0%             |
| <b>TOTAL, OTHER OUTGO (excluding Transfers of Indirect Costs)</b>               |                |              | <b>139,836.00</b>    | <b>169,598.00</b>                   | <b>88,026.70</b>    | <b>169,598.00</b>         | <b>0.00</b>                | <b>0.0%</b>      |
| <b>OTHER OUTGO - TRANSFERS OF INDIRECT COSTS</b>                                |                |              |                      |                                     |                     |                           |                            |                  |
| Transfers of Indirect Costs   |                | 7310         | 0.00                 | 0.00                                | 0.00                | 0.00                      | 0.00                       | 0.0%             |
| Transfers of Indirect Costs - Interfund   |                | 7350         | 0.00                 | 0.00                                | 0.00                | 0.00                      | 0.00                       | 0.0%             |
| <b>TOTAL, OTHER OUTGO - TRANSFERS OF INDIRECT COSTS</b>                         |                |              | <b>0.00</b>          | <b>0.00</b>                         | <b>0.00</b>         | <b>0.00</b>               | <b>0.00</b>                | <b>0.0%</b>      |
| <b>TOTAL, EXPENDITURES</b>  |                |              | <b>13,820,146.00</b> | <b>14,129,503.00</b>                | <b>4,283,973.39</b> | <b>14,129,503.00</b>      | <b>0.00</b>                | <b>0.0%</b>      |

| Description   | Resource Codes | Object Codes | Original Budget (A) | Board Approved Operating Budget (B) | Actuals To Date (C) | Projected Year Totals (D) | Difference (Col B & D) (E) | % Diff (E/B) (F) |
|---|----------------|--------------|---------------------|-------------------------------------|---------------------|---------------------------|----------------------------|------------------|
| <b>INTERFUND TRANSFERS</b>  |                |              |                     |                                     |                     |                           |                            |                  |
| <b>INTERFUND TRANSFERS IN</b>   |                |              |                     |                                     |                     |                           |                            |                  |
| From: Special Reserve Fund  |                | 8912         | 0.00                | 0.00                                | 0.00                | 0.00                      | 0.00                       | 0.0%             |
| From: Bond Interest and Redemption Fund                                   |                | 8914         | 0.00                | 0.00                                | 0.00                | 0.00                      | 0.00                       | 0.0%             |
| Other Authorized Interfund Transfers In                                   |                | 8919         | 0.00                | 0.00                                | 0.00                | 0.00                      | 0.00                       | 0.0%             |
| (a) TOTAL, INTERFUND TRANSFERS IN   |                |              | 0.00                | 0.00                                | 0.00                | 0.00                      | 0.00                       | 0.0%             |
| <b>INTERFUND TRANSFERS OUT</b>  |                |              |                     |                                     |                     |                           |                            |                  |
| To: Child Development Fund  |                | 7611         | 0.00                | 0.00                                | 0.00                | 0.00                      | 0.00                       | 0.0%             |
| To: Special Reserve Fund  |                | 7612         | 0.00                | 0.00                                | 0.00                | 0.00                      | 0.00                       | 0.0%             |
| To: State School Building Fund/<br>County School Facilities Fund          |                | 7613         | 0.00                | 0.00                                | 0.00                | 0.00                      | 0.00                       | 0.0%             |
| To: Cafeteria Fund  |                | 7616         | 0.00                | 0.00                                | 0.00                | 0.00                      | 0.00                       | 0.0%             |
| Other Authorized Interfund Transfers Out                                  |                | 7619         | 0.00                | 0.00                                | 0.00                | 0.00                      | 0.00                       | 0.0%             |
| (b) TOTAL, INTERFUND TRANSFERS OUT  |                |              | 0.00                | 0.00                                | 0.00                | 0.00                      | 0.00                       | 0.0%             |
| <b>OTHER SOURCES/USES</b>   |                |              |                     |                                     |                     |                           |                            |                  |
| <b>SOURCES</b>  |                |              |                     |                                     |                     |                           |                            |                  |
| State Apportionments<br>Emergency Apportionments                          |                | 8931         | 0.00                | 0.00                                | 0.00                | 0.00                      | 0.00                       | 0.0%             |
| Proceeds  |                |              |                     |                                     |                     |                           |                            |                  |
| Proceeds from Disposal of<br>Capital Assets                               |                | 8953         | 0.00                | 0.00                                | 0.00                | 0.00                      | 0.00                       | 0.0%             |
| Other Sources   |                |              |                     |                                     |                     |                           |                            |                  |
| Transfers from Funds of<br>Lapsed/Reorganized LEAs                        |                | 8965         | 0.00                | 0.00                                | 0.00                | 0.00                      | 0.00                       | 0.0%             |
| Long-Term Debt Proceeds<br>Proceeds from Certificates<br>of Participation |                | 8971         | 0.00                | 0.00                                | 0.00                | 0.00                      | 0.00                       | 0.0%             |
| Proceeds from Leases  |                | 8972         | 0.00                | 0.00                                | 0.00                | 0.00                      | 0.00                       | 0.0%             |
| Proceeds from Lease Revenue Bonds   |                | 8973         | 0.00                | 0.00                                | 0.00                | 0.00                      | 0.00                       | 0.0%             |
| All Other Financing Sources   |                | 8979         | 0.00                | 0.00                                | 0.00                | 0.00                      | 0.00                       | 0.0%             |
| (c) TOTAL, SOURCES  |                |              | 0.00                | 0.00                                | 0.00                | 0.00                      | 0.00                       | 0.0%             |
| <b>USES</b>   |                |              |                     |                                     |                     |                           |                            |                  |
| Transfers of Funds from<br>Lapsed/Reorganized LEAs                        |                | 7651         | 0.00                | 0.00                                | 0.00                | 0.00                      | 0.00                       | 0.0%             |
| All Other Financing Uses  |                | 7699         | 0.00                | 0.00                                | 0.00                | 0.00                      | 0.00                       | 0.0%             |
| (d) TOTAL, USES   |                |              | 0.00                | 0.00                                | 0.00                | 0.00                      | 0.00                       | 0.0%             |
| <b>CONTRIBUTIONS</b>  |                |              |                     |                                     |                     |                           |                            |                  |
| Contributions from Unrestricted Revenues                                  |                | 8980         | (2,778,467.00)      | (2,826,998.00)                      | 0.00                | (2,826,998.00)            | 0.00                       | 0.0%             |
| Contributions from Restricted Revenues                                    |                | 8990         | 0.00                | 0.00                                | 0.00                | 0.00                      | 0.00                       | 0.0%             |
| (e) TOTAL, CONTRIBUTIONS  |                |              | (2,778,467.00)      | (2,826,998.00)                      | 0.00                | (2,826,998.00)            | 0.00                       | 0.0%             |
| <b>TOTAL, OTHER FINANCING SOURCES/USES</b>                                |                |              |                     |                                     |                     |                           |                            |                  |
| (a - b + c - d + e)   |                |              | (2,778,467.00)      | (2,826,998.00)                      | 0.00                | (2,826,998.00)            | 0.00                       | 0.0%             |

| Description   | Resource Codes | Object Codes           | Original Budget (A) | Board Approved Operating Budget (B) | Actuals To Date (C) | Projected Year Totals (D) | Difference (Col B & D) (E) | % Diff (E/B) (F) |
|---|----------------|------------------------|---------------------|-------------------------------------|---------------------|---------------------------|----------------------------|------------------|
| <b>A. REVENUES</b>  |                |                        |                     |                                     |                     |                           |                            |                  |
| 1) LCFF Sources   |                | 8010-8099              | 0.00                | 0.00                                | 0.00                | 0.00                      | 0.00                       | 0.0%             |
| 2) Federal Revenue  |                | 8100-8299              | 281,734.00          | 573,642.00                          | 33,969.54           | 573,642.00                | 0.00                       | 0.0%             |
| 3) Other State Revenue  |                | 8300-8599              | 1,060,274.00        | 648,672.00                          | 383,604.52          | 648,672.00                | 0.00                       | 0.0%             |
| 4) Other Local Revenue  |                | 8600-8799              | 614,135.00          | 670,891.00                          | 6,306.00            | 670,891.00                | 0.00                       | 0.0%             |
| 5) TOTAL, REVENUES  |                |                        | 1,956,143.00        | 1,893,205.00                        | 423,880.06          | 1,893,205.00              |                            |                  |
| <b>B. EXPENDITURES</b>  |                |                        |                     |                                     |                     |                           |                            |                  |
| 1) Certificated Salaries  |                | 1000-1999              | 1,622,588.00        | 1,686,201.00                        | 448,701.39          | 1,686,201.00              | 0.00                       | 0.0%             |
| 2) Classified Salaries  |                | 2000-2999              | 751,609.00          | 836,308.00                          | 186,194.31          | 836,308.00                | 0.00                       | 0.0%             |
| 3) Employee Benefits  |                | 3000-3999              | 925,848.00          | 911,736.00                          | 221,970.61          | 911,736.00                | 0.00                       | 0.0%             |
| 4) Books and Supplies   |                | 4000-4999              | 288,519.00          | 391,578.00                          | 182,670.18          | 391,578.00                | 0.00                       | 0.0%             |
| 5) Services and Other Operating Expenditures  |                | 5000-5999              | 732,158.00          | 1,018,059.00                        | 197,412.44          | 1,018,059.00              | 0.00                       | 0.0%             |
| 6) Capital Outlay   |                | 6000-6999              | 0.00                | 0.00                                | 0.00                | 0.00                      | 0.00                       | 0.0%             |
| 7) Other Outgo (excluding Transfers of Indirect Costs)  |                | 7100-7299<br>7400-7499 | 413,888.00          | 283,888.00                          | 0.00                | 283,888.00                | 0.00                       | 0.0%             |
| 8) Other Outgo - Transfers of Indirect Costs  |                | 7300-7399              | 0.00                | 0.00                                | 0.00                | 0.00                      | 0.00                       | 0.0%             |
| 9) TOTAL, EXPENDITURES  |                |                        | 4,734,610.00        | 5,127,770.00                        | 1,236,948.93        | 5,127,770.00              |                            |                  |
| <b>C. EXCESS (DEFICIENCY) OF REVENUES OVER EXPENDITURES BEFORE OTHER FINANCING SOURCES AND USES (A5 - B9)</b> |                |                        | (2,778,467.00)      | (3,234,565.00)                      | (813,068.87)        | (3,234,565.00)            |                            |                  |
| <b>D. OTHER FINANCING SOURCES/USES</b>  |                |                        |                     |                                     |                     |                           |                            |                  |
| 1) Interfund Transfers  |                |                        |                     |                                     |                     |                           |                            |                  |
| a) Transfers In   |                | 8900-8929              | 0.00                | 0.00                                | 0.00                | 0.00                      | 0.00                       | 0.0%             |
| b) Transfers Out  |                | 7600-7629              | 0.00                | 0.00                                | 0.00                | 0.00                      | 0.00                       | 0.0%             |
| 2) Other Sources/Uses   |                |                        |                     |                                     |                     |                           |                            |                  |
| a) Sources  |                | 8930-8979              | 0.00                | 0.00                                | 0.00                | 0.00                      | 0.00                       | 0.0%             |
| b) Uses   |                | 7630-7699              | 0.00                | 0.00                                | 0.00                | 0.00                      | 0.00                       | 0.0%             |
| 3) Contributions  |                | 8980-8999              | 2,778,467.00        | 2,826,998.00                        | 0.00                | 2,826,998.00              | 0.00                       | 0.0%             |
| 4) TOTAL, OTHER FINANCING SOURCES/USES  |                |                        | 2,778,467.00        | 2,826,998.00                        | 0.00                | 2,826,998.00              |                            |                  |



| Description  | Resource Codes | Object Codes | Original Budget (A) | Board Approved Operating Budget (B) | Actuals To Date (C) | Projected Year Totals (D) | Difference (Col B & D) (E) | % Diff (E/B) (F) |
|--|----------------|--------------|---------------------|-------------------------------------|---------------------|---------------------------|----------------------------|------------------|
| <b>E. NET INCREASE (DECREASE) IN FUND BALANCE (C + D4)</b> |                |              | 0.00                | (407,567.00)                        | (813,068.87)        | (407,567.00)              |                            |                  |
| <b>F. FUND BALANCE, RESERVES</b>                           |                |              |                     |                                     |                     |                           |                            |                  |
| 1) Beginning Fund Balance                                  |                |              |                     |                                     |                     |                           |                            |                  |
| a) As of July 1 - Unaudited                                |                | 9791         | 422,801.58          | 422,801.58                          |                     | 422,801.58                | 0.00                       | 0.0%             |
| b) Audit Adjustments                                       |                | 9793         | 0.00                | 0.00                                |                     | 0.00                      | 0.00                       | 0.0%             |
| c) As of July 1 - Audited (F1a + F1b)                      |                |              | 422,801.58          | 422,801.58                          |                     | 422,801.58                |                            |                  |
| d) Other Restatements                                      |                | 9795         | 0.00                | 0.00                                |                     | 0.00                      | 0.00                       | 0.0%             |
| e) Adjusted Beginning Balance (F1c + F1d)                  |                |              | 422,801.58          | 422,801.58                          |                     | 422,801.58                |                            |                  |
| 2) Ending Balance, June 30 (E + F1e)                       |                |              | 422,801.58          | 15,234.58                           |                     | 15,234.58                 |                            |                  |
| Components of Ending Fund Balance                          |                |              |                     |                                     |                     |                           |                            |                  |
| a) Nonspendable  |                |              |                     |                                     |                     |                           |                            |                  |
| Revolving Cash   |                | 9711         | 0.00                | 0.00                                |                     | 0.00                      |                            |                  |
| Stores   |                | 9712         | 0.00                | 0.00                                |                     | 0.00                      |                            |                  |
| Prepaid Items  |                | 9713         | 0.00                | 0.00                                |                     | 0.00                      |                            |                  |
| All Others   |                | 9719         | 0.00                | 0.00                                |                     | 0.00                      |                            |                  |
| b) Restricted  |                |              | 422,801.58          | 15,234.58                           |                     | 15,234.58                 |                            |                  |
| c) Committed   |                |              |                     |                                     |                     |                           |                            |                  |
| Stabilization Arrangements                                 |                | 9750         | 0.00                | 0.00                                |                     | 0.00                      |                            |                  |
| Other Commitments  |                | 9760         | 0.00                | 0.00                                |                     | 0.00                      |                            |                  |
| d) Assigned  |                |              |                     |                                     |                     |                           |                            |                  |
| Other Assignments  |                | 9780         | 0.00                | 0.00                                |                     | 0.00                      |                            |                  |
| e) Unassigned/Unappropriated                               |                |              |                     |                                     |                     |                           |                            |                  |
| Reserve for Economic Uncertainties                         |                | 9789         | 0.00                | 0.00                                |                     | 0.00                      |                            |                  |
| Unassigned/Unappropriated Amount                           |                |              | 0.00                | 0.00                                |                     | 0.00                      |                            |                  |

| Description  | Resource Codes | Object Codes | Original Budget (A) | Board Approved Operating Budget (B) | Actuals To Date (C) | Projected Year Totals (D) | Difference (Col B & D) (E) | % Diff (E/B) (F) |
|--|----------------|--------------|---------------------|-------------------------------------|---------------------|---------------------------|----------------------------|------------------|
| <b>LCFF SOURCES</b>                                    |                |              |                     |                                     |                     |                           |                            |                  |
| Principal Apportionment                                |                |              |                     |                                     |                     |                           |                            |                  |
| State Aid - Current Year                               |                | 8011         | 0.00                | 0.00                                | 0.00                | 0.00                      |                            |                  |
| Education Protection Account State Aid - Current Year  |                | 8012         | 0.00                | 0.00                                | 0.00                | 0.00                      |                            |                  |
| State Aid - Prior Years                                |                | 8019         | 0.00                | 0.00                                | 0.00                | 0.00                      |                            |                  |
| Tax Relief Subventions                                 |                |              |                     |                                     |                     |                           |                            |                  |
| Homeowners' Exemptions                                 |                | 8021         | 0.00                | 0.00                                | 0.00                | 0.00                      |                            |                  |
| Timber Yield Tax                                       |                | 8022         | 0.00                | 0.00                                | 0.00                | 0.00                      |                            |                  |
| Other Subventions/In-Lieu Taxes                        |                | 8029         | 0.00                | 0.00                                | 0.00                | 0.00                      |                            |                  |
| County & District Taxes                                |                |              |                     |                                     |                     |                           |                            |                  |
| Secured Roll Taxes                                     |                | 8041         | 0.00                | 0.00                                | 0.00                | 0.00                      |                            |                  |
| Unsecured Roll Taxes                                   |                | 8042         | 0.00                | 0.00                                | 0.00                | 0.00                      |                            |                  |
| Prior Years' Taxes                                     |                | 8043         | 0.00                | 0.00                                | 0.00                | 0.00                      |                            |                  |
| Supplemental Taxes                                     |                | 8044         | 0.00                | 0.00                                | 0.00                | 0.00                      |                            |                  |
| Education Revenue Augmentation Fund (ERAF)             |                | 8045         | 0.00                | 0.00                                | 0.00                | 0.00                      |                            |                  |
| Community Redevelopment Funds (SB 617/699/1992)        |                | 8047         | 0.00                | 0.00                                | 0.00                | 0.00                      |                            |                  |
| Penalties and Interest from Delinquent Taxes           |                | 8048         | 0.00                | 0.00                                | 0.00                | 0.00                      |                            |                  |
| Miscellaneous Funds (EC 41604)                         |                |              |                     |                                     |                     |                           |                            |                  |
| Royalties and Bonuses                                  |                | 8081         | 0.00                | 0.00                                | 0.00                | 0.00                      |                            |                  |
| Other In-Lieu Taxes                                    |                | 8082         | 0.00                | 0.00                                | 0.00                | 0.00                      |                            |                  |
| Less: Non-LCFF (50%) Adjustment                        |                | 8089         | 0.00                | 0.00                                | 0.00                | 0.00                      |                            |                  |
| Subtotal, LCFF Sources                                 |                |              | 0.00                | 0.00                                | 0.00                | 0.00                      |                            |                  |
| <b>LCFF Transfers</b>                                  |                |              |                     |                                     |                     |                           |                            |                  |
| Unrestricted LCFF Transfers - Current Year             | 0000           | 8091         |                     |                                     |                     |                           |                            |                  |
| All Other LCFF Transfers - Current Year                | All Other      | 8091         | 0.00                | 0.00                                | 0.00                | 0.00                      | 0.00                       | 0.0%             |
| Transfers to Charter Schools in Lieu of Property Taxes |                | 8096         | 0.00                | 0.00                                | 0.00                | 0.00                      |                            |                  |
| Property Taxes Transfers                               |                | 8097         | 0.00                | 0.00                                | 0.00                | 0.00                      | 0.00                       | 0.0%             |
| LCFF/Revenue Limit Transfers - Prior Years             |                | 8099         | 0.00                | 0.00                                | 0.00                | 0.00                      | 0.00                       | 0.0%             |
| <b>TOTAL, LCFF SOURCES</b>                             |                |              | <b>0.00</b>         | <b>0.00</b>                         | <b>0.00</b>         | <b>0.00</b>               | <b>0.00</b>                | <b>0.0%</b>      |
| <b>FEDERAL REVENUE</b>                                 |                |              |                     |                                     |                     |                           |                            |                  |
| Maintenance and Operations                             |                | 8110         | 0.00                | 0.00                                | 0.00                | 0.00                      | 0.00                       | 0.0%             |
| Special Education Entitlement                          |                | 8181         | 173,062.00          | 174,712.00                          | 0.00                | 174,712.00                | 0.00                       | 0.0%             |
| Special Education Discretionary Grants                 |                | 8182         | 7,806.00            | 9,038.00                            | 0.00                | 9,038.00                  | 0.00                       | 0.0%             |
| Child Nutrition Programs                               |                | 8220         | 0.00                | 0.00                                | 0.00                | 0.00                      | 0.00                       | 0.0%             |
| Donated Food Commodities                               |                | 8221         | 0.00                | 0.00                                | 0.00                | 0.00                      | 0.00                       | 0.0%             |
| Forest Reserve Funds                                   |                | 8260         | 0.00                | 0.00                                | 0.00                | 0.00                      |                            |                  |
| Flood Control Funds                                    |                | 8270         | 0.00                | 0.00                                | 0.00                | 0.00                      |                            |                  |
| Wildlife Reserve Funds                                 |                | 8280         | 0.00                | 0.00                                | 0.00                | 0.00                      |                            |                  |
| FEMA   |                | 8281         | 0.00                | 0.00                                | 0.00                | 0.00                      | 0.00                       | 0.0%             |
| Interagency Contracts Between LEAs                     |                | 8285         | 0.00                | 0.00                                | 0.00                | 0.00                      | 0.00                       | 0.0%             |
| Pass-Through Revenues from Federal Sources             |                | 8287         | 0.00                | 0.00                                | 0.00                | 0.00                      | 0.00                       | 0.0%             |
| Title I, Part A, Basic                                 | 3010           | 8290         | 31,194.00           | 31,194.00                           | 0.00                | 31,194.00                 | 0.00                       | 0.0%             |
| Title I, Part D, Local Delinquent Programs             | 3025           | 8290         | 0.00                | 0.00                                | 0.00                | 0.00                      | 0.00                       | 0.0%             |
| Title II, Part A, Supporting Effective Instruction     | 4035           | 8290         | 15,995.00           | 21,678.00                           | 5,683.54            | 21,678.00                 | 0.00                       | 0.0%             |

| Description  | Resource Codes   | Object Codes | Original Budget (A) | Board Approved Operating Budget (B) | Actuals To Date (C) | Projected Year Totals (D) | Difference (Col B & D) (E) | % Diff (E/B) (F) |
|--|--|--------------|---------------------|-------------------------------------|---------------------|---------------------------|----------------------------|------------------|
| Title III, Part A, Immigrant Student Program       | 4201   | 8290         | 2,770.00            | 2,770.00                            | 0.00                | 2,770.00                  | 0.00                       | 0.0%             |
| Title III, Part A, English Learner Program         | 4203   | 8290         | 8,008.00            | 8,008.00                            | 0.00                | 8,008.00                  | 0.00                       | 0.0%             |
| Public Charter Schools Grant Program (PCSGP)       | 4610   | 8290         | 0.00                | 0.00                                | 0.00                | 0.00                      | 0.00                       | 0.0%             |
| Other NCLB / Every Student Succeeds Act            | 3040, 3045, 3060, 3061, 3110, 3150, 3155, 3180, 3182, 4037, 4123, 4124, 4126, 4127, 4128, 5630 | 8290         | 10,000.00           | 10,000.00                           | 0.00                | 10,000.00                 | 0.00                       | 0.0%             |
| Career and Technical Education                     | 3500-3599  | 8290         | 0.00                | 0.00                                | 0.00                | 0.00                      | 0.00                       | 0.0%             |
| All Other Federal Revenue                          | All Other  | 8290         | 32,899.00           | 316,242.00                          | 28,286.00           | 316,242.00                | 0.00                       | 0.0%             |
| <b>TOTAL, FEDERAL REVENUE</b>                      |  |              | <b>281,734.00</b>   | <b>573,642.00</b>                   | <b>33,969.54</b>    | <b>573,642.00</b>         | <b>0.00</b>                | <b>0.0%</b>      |
| <b>OTHER STATE REVENUE</b>                         |  |              |                     |                                     |                     |                           |                            |                  |
| Other State Apportionments                         |  |              |                     |                                     |                     |                           |                            |                  |
| ROC/P Entitlement Prior Years                      | 6360   | 8319         | 0.00                | 0.00                                | 0.00                | 0.00                      | 0.00                       | 0.0%             |
| Special Education Master Plan Current Year         | 6500   | 8311         | 0.00                | 0.00                                | 0.00                | 0.00                      | 0.00                       | 0.0%             |
| Prior Years  | 6500   | 8319         | 0.00                | 0.00                                | 0.00                | 0.00                      | 0.00                       | 0.0%             |
| All Other State Apportionments - Current Year      | All Other  | 8311         | 0.00                | 0.00                                | 0.00                | 0.00                      | 0.00                       | 0.0%             |
| All Other State Apportionments - Prior Years       | All Other  | 8319         | 0.00                | 0.00                                | 0.00                | 0.00                      | 0.00                       | 0.0%             |
| Child Nutrition Programs                           |  | 8520         | 0.00                | 0.00                                | 0.00                | 0.00                      | 0.00                       | 0.0%             |
| Mandated Costs Reimbursements                      |  | 8550         | 0.00                | 0.00                                | 0.00                | 0.00                      |                            |                  |
| Lottery - Unrestricted and Instructional Materis   |  | 8560         | 48,412.00           | 65,212.00                           | 0.00                | 65,212.00                 | 0.00                       | 0.0%             |
| Tax Relief Subventions Restricted Levies - Other   |  |              |                     |                                     |                     |                           |                            |                  |
| Homeowners' Exemptions                             |  | 8575         | 0.00                | 0.00                                | 0.00                | 0.00                      | 0.00                       | 0.0%             |
| Other Subventions/In-Lieu Taxes                    |  | 8576         | 0.00                | 0.00                                | 0.00                | 0.00                      | 0.00                       | 0.0%             |
| Pass-Through Revenues from State Sources           |  | 8587         | 0.00                | 0.00                                | 0.00                | 0.00                      | 0.00                       | 0.0%             |
| After School Education and Safety (ASES)           | 6010   | 8590         | 0.00                | 0.00                                | 0.00                | 0.00                      | 0.00                       | 0.0%             |
| Charter School Facility Grant                      | 6030   | 8590         | 0.00                | 0.00                                | 0.00                | 0.00                      | 0.00                       | 0.0%             |
| Career Technical Education Incentive Grant Program | 6387   | 8590         | 0.00                | 0.00                                | 0.00                | 0.00                      | 0.00                       | 0.0%             |
| Drug/Alcohol/Tobacco Funds                         | 6650, 6690, 6695   | 8590         | 0.00                | 0.00                                | 0.00                | 0.00                      | 0.00                       | 0.0%             |
| California Clean Energy Jobs Act                   | 6230   | 8590         | 0.00                | 0.00                                | 0.00                | 0.00                      | 0.00                       | 0.0%             |
| Specialized Secondary                              | 7370   | 8590         | 0.00                | 0.00                                | 0.00                | 0.00                      | 0.00                       | 0.0%             |
| American Indian Early Childhood Education          | 7210   | 8590         | 0.00                | 0.00                                | 0.00                | 0.00                      | 0.00                       | 0.0%             |
| All Other State Revenue                            | All Other  | 8590         | 1,011,862.00        | 583,460.00                          | 383,604.52          | 583,460.00                | 0.00                       | 0.0%             |
| <b>TOTAL, OTHER STATE REVENUE</b>                  |  |              | <b>1,060,274.00</b> | <b>648,672.00</b>                   | <b>383,604.52</b>   | <b>648,672.00</b>         | <b>0.00</b>                | <b>0.0%</b>      |

| Description  | Resource Codes | Object Codes | Original Budget (A) | Board Approved Operating Budget (B) | Actuals To Date (C) | Projected Year Totals (D) | Difference (Col B & D) (E) | % Diff (E/B) (F) |
|--|----------------|--------------|---------------------|-------------------------------------|---------------------|---------------------------|----------------------------|------------------|
| <b>OTHER LOCAL REVENUE</b>                               |                |              |                     |                                     |                     |                           |                            |                  |
| Other Local Revenue                                      |                |              |                     |                                     |                     |                           |                            |                  |
| County and District Taxes                                |                |              |                     |                                     |                     |                           |                            |                  |
| Other Restricted Levies                                  |                |              |                     |                                     |                     |                           |                            |                  |
| Secured Roll   |                | 8615         | 0.00                | 0.00                                | 0.00                | 0.00                      | 0.00                       | 0.0%             |
| Unsecured Roll   |                | 8616         | 0.00                | 0.00                                | 0.00                | 0.00                      | 0.00                       | 0.0%             |
| Prior Years' Taxes                                       |                | 8617         | 0.00                | 0.00                                | 0.00                | 0.00                      | 0.00                       | 0.0%             |
| Supplemental Taxes                                       |                | 8618         | 0.00                | 0.00                                | 0.00                | 0.00                      | 0.00                       | 0.0%             |
| Non-Ad Valorem Taxes                                     |                |              |                     |                                     |                     |                           |                            |                  |
| Parcel Taxes   |                | 8621         | 0.00                | 0.00                                | 0.00                | 0.00                      | 0.00                       | 0.0%             |
| Other  |                | 8622         | 0.00                | 0.00                                | 0.00                | 0.00                      | 0.00                       | 0.0%             |
| Community Redevelopment Funds                            |                |              |                     |                                     |                     |                           |                            |                  |
| Not Subject to LCFF Deduction                            |                | 8625         | 0.00                | 0.00                                | 0.00                | 0.00                      | 0.00                       | 0.0%             |
| Penalties and Interest from Delinquent Non-LCFF Taxes    |                | 8629         | 0.00                | 0.00                                | 0.00                | 0.00                      | 0.00                       | 0.0%             |
| Sales  |                |              |                     |                                     |                     |                           |                            |                  |
| Sale of Equipment/Supplies                               |                | 8631         | 0.00                | 0.00                                | 0.00                | 0.00                      | 0.00                       | 0.0%             |
| Sale of Publications                                     |                | 8632         | 0.00                | 0.00                                | 0.00                | 0.00                      | 0.00                       | 0.0%             |
| Food Service Sales                                       |                | 8634         | 0.00                | 0.00                                | 0.00                | 0.00                      | 0.00                       | 0.0%             |
| All Other Sales  |                | 8639         | 0.00                | 0.00                                | 0.00                | 0.00                      | 0.00                       | 0.0%             |
| Leases and Rentals                                       |                | 8650         | 0.00                | 0.00                                | 0.00                | 0.00                      | 0.00                       | 0.0%             |
| Interest   |                | 8660         | 0.00                | 0.00                                | 0.00                | 0.00                      | 0.00                       | 0.0%             |
| Net Increase (Decrease) in the Fair Value of Investments |                | 8662         | 0.00                | 0.00                                | 0.00                | 0.00                      | 0.00                       | 0.0%             |
| Fees and Contracts                                       |                |              |                     |                                     |                     |                           |                            |                  |
| Adult Education Fees                                     |                | 8671         | 0.00                | 0.00                                | 0.00                | 0.00                      |                            |                  |
| Non-Resident Students                                    |                | 8672         | 0.00                | 0.00                                | 0.00                | 0.00                      |                            |                  |
| Transportation Fees From Individuals                     |                | 8675         | 0.00                | 0.00                                | 0.00                | 0.00                      | 0.00                       | 0.0%             |
| Interagency Services                                     |                | 8677         | 0.00                | 0.00                                | 0.00                | 0.00                      | 0.00                       | 0.0%             |
| Mitigation/Developer Fees                                |                | 8681         | 0.00                | 0.00                                | 0.00                | 0.00                      | 0.00                       | 0.0%             |
| All Other Fees and Contracts                             |                | 8689         | 0.00                | 0.00                                | 0.00                | 0.00                      | 0.00                       | 0.0%             |
| Other Local Revenue                                      |                |              |                     |                                     |                     |                           |                            |                  |
| Plus: Misc Funds Non-LCFF (50%) Adjustme                 |                | 8691         | 0.00                | 0.00                                | 0.00                | 0.00                      |                            |                  |
| Pass-Through Revenues From Local Sources                 |                | 8697         | 0.00                | 0.00                                | 0.00                | 0.00                      | 0.00                       | 0.0%             |
| All Other Local Revenue                                  |                | 8699         | 12,000.00           | 25,000.00                           | 6,306.00            | 25,000.00                 | 0.00                       | 0.0%             |
| Tuition  |                | 8710         | 0.00                | 0.00                                | 0.00                | 0.00                      | 0.00                       | 0.0%             |
| All Other Transfers In                                   |                | 8781-8783    | 0.00                | 0.00                                | 0.00                | 0.00                      | 0.00                       | 0.0%             |
| Transfers Of Apportionments                              |                |              |                     |                                     |                     |                           |                            |                  |
| Special Education SELPA Transfers                        |                |              |                     |                                     |                     |                           |                            |                  |
| From Districts or Charter Schools                        | 6500           | 8791         | 0.00                | 0.00                                | 0.00                | 0.00                      | 0.00                       | 0.0%             |
| From County Offices                                      | 6500           | 8792         | 602,135.00          | 645,891.00                          | 0.00                | 645,891.00                | 0.00                       | 0.0%             |
| From JPAs  | 6500           | 8793         | 0.00                | 0.00                                | 0.00                | 0.00                      | 0.00                       | 0.0%             |
| ROC/P Transfers  |                |              |                     |                                     |                     |                           |                            |                  |
| From Districts or Charter Schools                        | 6360           | 8791         | 0.00                | 0.00                                | 0.00                | 0.00                      | 0.00                       | 0.0%             |
| From County Offices                                      | 6360           | 8792         | 0.00                | 0.00                                | 0.00                | 0.00                      | 0.00                       | 0.0%             |
| From JPAs  | 6360           | 8793         | 0.00                | 0.00                                | 0.00                | 0.00                      | 0.00                       | 0.0%             |
| Other Transfers of Apportionments                        |                |              |                     |                                     |                     |                           |                            |                  |
| From Districts or Charter Schools                        | All Other      | 8791         | 0.00                | 0.00                                | 0.00                | 0.00                      | 0.00                       | 0.0%             |
| From County Offices                                      | All Other      | 8792         | 0.00                | 0.00                                | 0.00                | 0.00                      | 0.00                       | 0.0%             |
| From JPAs  | All Other      | 8793         | 0.00                | 0.00                                | 0.00                | 0.00                      | 0.00                       | 0.0%             |
| All Other Transfers In from All Others                   |                | 8799         | 0.00                | 0.00                                | 0.00                | 0.00                      | 0.00                       | 0.0%             |
| <b>TOTAL, OTHER LOCAL REVENUE</b>                        |                |              | <b>614,135.00</b>   | <b>670,891.00</b>                   | <b>6,306.00</b>     | <b>670,891.00</b>         | <b>0.00</b>                | <b>0.0%</b>      |
| <b>TOTAL, REVENUES</b>                                   |                |              | <b>1,956,143.00</b> | <b>1,893,205.00</b>                 | <b>423,880.06</b>   | <b>1,893,205.00</b>       | <b>0.00</b>                | <b>0.0%</b>      |

| Description   | Resource Codes | Object Codes | Original Budget (A) | Board Approved Operating Budget (B) | Actuals To Date (C) | Projected Year Totals (D) | Difference (Col B & D) (E) | % Diff (E/B) (F) |
|---|----------------|--------------|---------------------|-------------------------------------|---------------------|---------------------------|----------------------------|------------------|
| <b>CERTIFICATED SALARIES</b>                                |                |              |                     |                                     |                     |                           |                            |                  |
| Certificated Teachers' Salaries                             |                | 1100         | 1,196,729.00        | 1,253,233.00                        | 315,535.35          | 1,253,233.00              | 0.00                       | 0.0%             |
| Certificated Pupil Support Salaries                         |                | 1200         | 183,789.00          | 177,431.00                          | 47,370.92           | 177,431.00                | 0.00                       | 0.0%             |
| Certificated Supervisors' and Administrators' Salaries      |                | 1300         | 242,070.00          | 255,537.00                          | 85,795.12           | 255,537.00                | 0.00                       | 0.0%             |
| Other Certificated Salaries                                 |                | 1900         | 0.00                | 0.00                                | 0.00                | 0.00                      | 0.00                       | 0.0%             |
| <b>TOTAL, CERTIFICATED SALARIES</b>                         |                |              | <b>1,622,588.00</b> | <b>1,686,201.00</b>                 | <b>448,701.39</b>   | <b>1,686,201.00</b>       | <b>0.00</b>                | <b>0.0%</b>      |
| <b>CLASSIFIED SALARIES</b>                                  |                |              |                     |                                     |                     |                           |                            |                  |
| Classified Instructional Salaries                           |                | 2100         | 465,638.00          | 480,337.00                          | 98,855.40           | 480,337.00                | 0.00                       | 0.0%             |
| Classified Support Salaries                                 |                | 2200         | 134,714.00          | 134,714.00                          | 41,409.48           | 134,714.00                | 0.00                       | 0.0%             |
| Classified Supervisors' and Administrators' Salaries        |                | 2300         | 132,437.00          | 202,437.00                          | 44,145.32           | 202,437.00                | 0.00                       | 0.0%             |
| Clerical, Technical and Office Salaries                     |                | 2400         | 0.00                | 0.00                                | 0.00                | 0.00                      | 0.00                       | 0.0%             |
| Other Classified Salaries                                   |                | 2900         | 18,820.00           | 18,820.00                           | 1,784.11            | 18,820.00                 | 0.00                       | 0.0%             |
| <b>TOTAL, CLASSIFIED SALARIES</b>                           |                |              | <b>751,609.00</b>   | <b>836,308.00</b>                   | <b>186,194.31</b>   | <b>836,308.00</b>         | <b>0.00</b>                | <b>0.0%</b>      |
| <b>EMPLOYEE BENEFITS</b>                                    |                |              |                     |                                     |                     |                           |                            |                  |
| STRS  |                | 3101-3102    | 275,156.00          | 275,133.00                          | 70,958.49           | 275,133.00                | 0.00                       | 0.0%             |
| PERS  |                | 3201-3202    | 172,100.00          | 168,399.00                          | 40,431.70           | 168,399.00                | 0.00                       | 0.0%             |
| OASDI/Medicare/Alternative                                  |                | 3301-3302    | 81,081.00           | 90,439.00                           | 20,907.73           | 90,439.00                 | 0.00                       | 0.0%             |
| Health and Welfare Benefits                                 |                | 3401-3402    | 342,631.00          | 335,393.00                          | 79,932.97           | 335,393.00                | 0.00                       | 0.0%             |
| Unemployment Insurance                                      |                | 3501-3502    | 29,270.00           | 15,597.00                           | 3,174.58            | 15,597.00                 | 0.00                       | 0.0%             |
| Workers' Compensation                                       |                | 3601-3602    | 24,710.00           | 26,775.00                           | 6,565.14            | 26,775.00                 | 0.00                       | 0.0%             |
| OPEB, Allocated   |                | 3701-3702    | 0.00                | 0.00                                | 0.00                | 0.00                      | 0.00                       | 0.0%             |
| OPEB, Active Employees                                      |                | 3751-3752    | 0.00                | 0.00                                | 0.00                | 0.00                      | 0.00                       | 0.0%             |
| Other Employee Benefits                                     |                | 3901-3902    | 900.00              | 0.00                                | 0.00                | 0.00                      | 0.00                       | 0.0%             |
| <b>TOTAL, EMPLOYEE BENEFITS</b>                             |                |              | <b>925,848.00</b>   | <b>911,736.00</b>                   | <b>221,970.61</b>   | <b>911,736.00</b>         | <b>0.00</b>                | <b>0.0%</b>      |
| <b>BOOKS AND SUPPLIES</b>                                   |                |              |                     |                                     |                     |                           |                            |                  |
| Approved Textbooks and Core Curricula Materials             |                | 4100         | 0.00                | 3,100.00                            | 0.00                | 3,100.00                  | 0.00                       | 0.0%             |
| Books and Other Reference Materials                         |                | 4200         | 2,770.00            | 2,770.00                            | 0.00                | 2,770.00                  | 0.00                       | 0.0%             |
| Materials and Supplies                                      |                | 4300         | 267,805.00          | 367,764.00                          | 182,292.70          | 367,764.00                | 0.00                       | 0.0%             |
| Noncapitalized Equipment                                    |                | 4400         | 17,944.00           | 17,944.00                           | 377.48              | 17,944.00                 | 0.00                       | 0.0%             |
| Food  |                | 4700         | 0.00                | 0.00                                | 0.00                | 0.00                      | 0.00                       | 0.0%             |
| <b>TOTAL, BOOKS AND SUPPLIES</b>                            |                |              | <b>288,519.00</b>   | <b>391,578.00</b>                   | <b>182,670.18</b>   | <b>391,578.00</b>         | <b>0.00</b>                | <b>0.0%</b>      |
| <b>SERVICES AND OTHER OPERATING EXPENDITURES</b>            |                |              |                     |                                     |                     |                           |                            |                  |
| Subagreements for Services                                  |                | 5100         | 0.00                | 0.00                                | 0.00                | 0.00                      | 0.00                       | 0.0%             |
| Travel and Conferences                                      |                | 5200         | 17,995.00           | 16,013.00                           | 1,824.90            | 16,013.00                 | 0.00                       | 0.0%             |
| Dues and Memberships  |                | 5300         | 0.00                | 0.00                                | 0.00                | 0.00                      | 0.00                       | 0.0%             |
| Insurance   |                | 5400-5450    | 0.00                | 0.00                                | 0.00                | 0.00                      | 0.00                       | 0.0%             |
| Operations and Housekeeping Services                        |                | 5500         | 0.00                | 0.00                                | 0.00                | 0.00                      | 0.00                       | 0.0%             |
| Rentals, Leases, Repairs, and Noncapitalized Improvements   |                | 5600         | 110,230.00          | 101,150.00                          | 30,352.38           | 101,150.00                | 0.00                       | 0.0%             |
| Transfers of Direct Costs                                   |                | 5710         | 0.00                | 0.00                                | 0.00                | 0.00                      | 0.00                       | 0.0%             |
| Transfers of Direct Costs - Interfund                       |                | 5750         | 0.00                | 0.00                                | 0.00                | 0.00                      | 0.00                       | 0.0%             |
| Professional/Consulting Services and Operating Expenditures |                | 5800         | 603,933.00          | 900,896.00                          | 165,235.16          | 900,896.00                | 0.00                       | 0.0%             |
| Communications  |                | 5900         | 0.00                | 0.00                                | 0.00                | 0.00                      | 0.00                       | 0.0%             |
| <b>TOTAL, SERVICES AND OTHER OPERATING EXPENDITURES</b>     |                |              | <b>732,158.00</b>   | <b>1,018,059.00</b>                 | <b>197,412.44</b>   | <b>1,018,059.00</b>       | <b>0.00</b>                | <b>0.0%</b>      |

| Description   | Resource Codes | Object Codes | Original Budget (A) | Board Approved Operating Budget (B) | Actuals To Date (C) | Projected Year Totals (D) | Difference (Col B & D) (E) | % Diff (E/B) (F) |
|---|----------------|--------------|---------------------|-------------------------------------|---------------------|---------------------------|----------------------------|------------------|
| <b>CAPITAL OUTLAY</b>   |                |              |                     |                                     |                     |                           |                            |                  |
| Land  |                | 6100         | 0.00                | 0.00                                | 0.00                | 0.00                      | 0.00                       | 0.0%             |
| Land Improvements   |                | 6170         | 0.00                | 0.00                                | 0.00                | 0.00                      | 0.00                       | 0.0%             |
| Buildings and Improvements of Buildings   |                | 6200         | 0.00                | 0.00                                | 0.00                | 0.00                      | 0.00                       | 0.0%             |
| Books and Media for New School Libraries or Major Expansion of School Libraries |                | 6300         | 0.00                | 0.00                                | 0.00                | 0.00                      | 0.00                       | 0.0%             |
| Equipment   |                | 6400         | 0.00                | 0.00                                | 0.00                | 0.00                      | 0.00                       | 0.0%             |
| Equipment Replacement   |                | 6500         | 0.00                | 0.00                                | 0.00                | 0.00                      | 0.00                       | 0.0%             |
| Lease Assets  |                | 6600         | 0.00                | 0.00                                | 0.00                | 0.00                      | 0.00                       | 0.0%             |
| TOTAL, CAPITAL OUTLAY   |                |              | 0.00                | 0.00                                | 0.00                | 0.00                      | 0.00                       | 0.0%             |
| <b>OTHER OUTGO (excluding Transfers of Indirect Costs)</b>                      |                |              |                     |                                     |                     |                           |                            |                  |
| Tuition   |                |              |                     |                                     |                     |                           |                            |                  |
| Tuition for Instruction Under Interdistrict Attendance Agreements               |                | 7110         | 0.00                | 0.00                                | 0.00                | 0.00                      | 0.00                       | 0.0%             |
| State Special Schools   |                | 7130         | 0.00                | 0.00                                | 0.00                | 0.00                      | 0.00                       | 0.0%             |
| Tuition, Excess Costs, and/or Deficit Payments                                  |                |              |                     |                                     |                     |                           |                            |                  |
| Payments to Districts or Charter Schools  |                | 7141         | 0.00                | 0.00                                | 0.00                | 0.00                      | 0.00                       | 0.0%             |
| Payments to County Offices  |                | 7142         | 248,146.00          | 248,146.00                          | 0.00                | 248,146.00                | 0.00                       | 0.0%             |
| Payments to JPAs  |                | 7143         | 130,000.00          | 0.00                                | 0.00                | 0.00                      | 0.00                       | 0.0%             |
| Transfers of Pass-Through Revenues  |                |              |                     |                                     |                     |                           |                            |                  |
| To Districts or Charter Schools   |                | 7211         | 0.00                | 0.00                                | 0.00                | 0.00                      | 0.00                       | 0.0%             |
| To County Offices   |                | 7212         | 0.00                | 0.00                                | 0.00                | 0.00                      | 0.00                       | 0.0%             |
| To JPAs   |                | 7213         | 0.00                | 0.00                                | 0.00                | 0.00                      | 0.00                       | 0.0%             |
| Special Education SELPA Transfers of Apportionments                             |                |              |                     |                                     |                     |                           |                            |                  |
| To Districts or Charter Schools   | 6500           | 7221         | 0.00                | 0.00                                | 0.00                | 0.00                      | 0.00                       | 0.0%             |
| To County Offices   | 6500           | 7222         | 0.00                | 0.00                                | 0.00                | 0.00                      | 0.00                       | 0.0%             |
| To JPAs   | 6500           | 7223         | 0.00                | 0.00                                | 0.00                | 0.00                      | 0.00                       | 0.0%             |
| ROC/P Transfers of Apportionments   |                |              |                     |                                     |                     |                           |                            |                  |
| To Districts or Charter Schools   | 6360           | 7221         | 0.00                | 0.00                                | 0.00                | 0.00                      | 0.00                       | 0.0%             |
| To County Offices   | 6360           | 7222         | 0.00                | 0.00                                | 0.00                | 0.00                      | 0.00                       | 0.0%             |
| To JPAs   | 6360           | 7223         | 0.00                | 0.00                                | 0.00                | 0.00                      | 0.00                       | 0.0%             |
| Other Transfers of Apportionments   |                |              |                     |                                     |                     |                           |                            |                  |
| All Other Transfers   | All Other      | 7221-7223    | 0.00                | 0.00                                | 0.00                | 0.00                      | 0.00                       | 0.0%             |
| All Other Transfers   |                | 7281-7283    | 0.00                | 0.00                                | 0.00                | 0.00                      | 0.00                       | 0.0%             |
| All Other Transfers Out to All Others   |                | 7299         | 35,742.00           | 35,742.00                           | 0.00                | 35,742.00                 | 0.00                       | 0.0%             |
| Debt Service  |                |              |                     |                                     |                     |                           |                            |                  |
| Debt Service - Interest   |                | 7438         | 0.00                | 0.00                                | 0.00                | 0.00                      | 0.00                       | 0.0%             |
| Other Debt Service - Principal  |                | 7439         | 0.00                | 0.00                                | 0.00                | 0.00                      | 0.00                       | 0.0%             |
| TOTAL, OTHER OUTGO (excluding Transfers of Indirect Costs)                      |                |              | 413,888.00          | 283,888.00                          | 0.00                | 283,888.00                | 0.00                       | 0.0%             |
| <b>OTHER OUTGO - TRANSFERS OF INDIRECT COSTS</b>                                |                |              |                     |                                     |                     |                           |                            |                  |
| Transfers of Indirect Costs   |                | 7310         | 0.00                | 0.00                                | 0.00                | 0.00                      | 0.00                       | 0.0%             |
| Transfers of Indirect Costs - Interfund   |                | 7350         | 0.00                | 0.00                                | 0.00                | 0.00                      | 0.00                       | 0.0%             |
| TOTAL, OTHER OUTGO - TRANSFERS OF INDIRECT COSTS                                |                |              | 0.00                | 0.00                                | 0.00                | 0.00                      | 0.00                       | 0.0%             |
| TOTAL, EXPENDITURES   |                |              | 4,734,610.00        | 5,127,770.00                        | 1,236,948.93        | 5,127,770.00              | 0.00                       | 0.0%             |

| Description   | Resource Codes | Object Codes | Original Budget (A) | Board Approved Operating Budget (B) | Actuals To Date (C) | Projected Year Totals (D) | Difference (Col B & D) (E) | % Diff (E/B) (F) |
|---|----------------|--------------|---------------------|-------------------------------------|---------------------|---------------------------|----------------------------|------------------|
| <b>INTERFUND TRANSFERS</b>  |                |              |                     |                                     |                     |                           |                            |                  |
| <b>INTERFUND TRANSFERS IN</b>   |                |              |                     |                                     |                     |                           |                            |                  |
| From: Special Reserve Fund  |                | 8912         | 0.00                | 0.00                                | 0.00                | 0.00                      | 0.00                       | 0.0%             |
| From: Bond Interest and Redemption Fund                                   |                | 8914         | 0.00                | 0.00                                | 0.00                | 0.00                      |                            |                  |
| Other Authorized Interfund Transfers In                                   |                | 8919         | 0.00                | 0.00                                | 0.00                | 0.00                      | 0.00                       | 0.0%             |
| (a) TOTAL, INTERFUND TRANSFERS IN   |                |              | 0.00                | 0.00                                | 0.00                | 0.00                      | 0.00                       | 0.0%             |
| <b>INTERFUND TRANSFERS OUT</b>  |                |              |                     |                                     |                     |                           |                            |                  |
| To: Child Development Fund  |                | 7611         | 0.00                | 0.00                                | 0.00                | 0.00                      | 0.00                       | 0.0%             |
| To: Special Reserve Fund  |                | 7612         | 0.00                | 0.00                                | 0.00                | 0.00                      | 0.00                       | 0.0%             |
| To: State School Building Fund/<br>County School Facilities Fund          |                | 7613         | 0.00                | 0.00                                | 0.00                | 0.00                      | 0.00                       | 0.0%             |
| To: Cafeteria Fund  |                | 7616         | 0.00                | 0.00                                | 0.00                | 0.00                      | 0.00                       | 0.0%             |
| Other Authorized Interfund Transfers Out                                  |                | 7619         | 0.00                | 0.00                                | 0.00                | 0.00                      | 0.00                       | 0.0%             |
| (b) TOTAL, INTERFUND TRANSFERS OUT  |                |              | 0.00                | 0.00                                | 0.00                | 0.00                      | 0.00                       | 0.0%             |
| <b>OTHER SOURCES/USES</b>   |                |              |                     |                                     |                     |                           |                            |                  |
| <b>SOURCES</b>  |                |              |                     |                                     |                     |                           |                            |                  |
| State Apportionments<br>Emergency Apportionments                          |                | 8931         | 0.00                | 0.00                                | 0.00                | 0.00                      |                            |                  |
| Proceeds  |                |              |                     |                                     |                     |                           |                            |                  |
| Proceeds from Disposal of<br>Capital Assets                               |                | 8953         | 0.00                | 0.00                                | 0.00                | 0.00                      | 0.00                       | 0.0%             |
| Other Sources   |                |              |                     |                                     |                     |                           |                            |                  |
| Transfers from Funds of<br>Lapsed/Reorganized LEAs                        |                | 8965         | 0.00                | 0.00                                | 0.00                | 0.00                      | 0.00                       | 0.0%             |
| Long-Term Debt Proceeds<br>Proceeds from Certificates<br>of Participation |                | 8971         | 0.00                | 0.00                                | 0.00                | 0.00                      | 0.00                       | 0.0%             |
| Proceeds from Leases  |                | 8972         | 0.00                | 0.00                                | 0.00                | 0.00                      | 0.00                       | 0.0%             |
| Proceeds from Lease Revenue Bonds   |                | 8973         | 0.00                | 0.00                                | 0.00                | 0.00                      | 0.00                       | 0.0%             |
| All Other Financing Sources   |                | 8979         | 0.00                | 0.00                                | 0.00                | 0.00                      | 0.00                       | 0.0%             |
| (c) TOTAL, SOURCES  |                |              | 0.00                | 0.00                                | 0.00                | 0.00                      | 0.00                       | 0.0%             |
| <b>USES</b>   |                |              |                     |                                     |                     |                           |                            |                  |
| Transfers of Funds from<br>Lapsed/Reorganized LEAs                        |                | 7651         | 0.00                | 0.00                                | 0.00                | 0.00                      | 0.00                       | 0.0%             |
| All Other Financing Uses  |                | 7699         | 0.00                | 0.00                                | 0.00                | 0.00                      | 0.00                       | 0.0%             |
| (d) TOTAL, USES   |                |              | 0.00                | 0.00                                | 0.00                | 0.00                      | 0.00                       | 0.0%             |
| <b>CONTRIBUTIONS</b>  |                |              |                     |                                     |                     |                           |                            |                  |
| Contributions from Unrestricted Revenues                                  |                | 8980         | 2,778,467.00        | 2,826,998.00                        | 0.00                | 2,826,998.00              | 0.00                       | 0.0%             |
| Contributions from Restricted Revenues                                    |                | 8990         | 0.00                | 0.00                                | 0.00                | 0.00                      | 0.00                       | 0.0%             |
| (e) TOTAL, CONTRIBUTIONS  |                |              | 2,778,467.00        | 2,826,998.00                        | 0.00                | 2,826,998.00              | 0.00                       | 0.0%             |
| <b>TOTAL, OTHER FINANCING SOURCES/USES</b><br>(a - b + c - d + e)         |                |              | 2,778,467.00        | 2,826,998.00                        | 0.00                | 2,826,998.00              | 0.00                       | 0.0%             |

2021-22 First Interim  
General Fund  
Summary - Unrestricted/Restricted  
Revenues, Expenditures, and Changes in Fund Balance

| Description   | Resource Codes | Object Codes           | Original Budget (A) | Board Approved Operating Budget (B) | Actuals To Date (C) | Projected Year Totals (D) | Difference (Col B & D) (E) | % Diff (E/B) (F) |
|---|----------------|------------------------|---------------------|-------------------------------------|---------------------|---------------------------|----------------------------|------------------|
| <b>A. REVENUES</b>  |                |                        |                     |                                     |                     |                           |                            |                  |
| 1) LCFF Sources   |                | 8010-8099              | 11,117,196.00       | 11,171,433.00                       | 737,776.67          | 11,171,433.00             | 0.00                       | 0.0%             |
| 2) Federal Revenue  |                | 8100-8299              | 281,734.00          | 573,642.00                          | 33,969.54           | 573,642.00                | 0.00                       | 0.0%             |
| 3) Other State Revenue  |                | 8300-8599              | 1,243,562.00        | 853,132.00                          | 383,604.52          | 853,132.00                | 0.00                       | 0.0%             |
| 4) Other Local Revenue  |                | 8600-8799              | 6,265,120.00        | 6,505,762.00                        | 326,220.64          | 6,505,762.00              | 0.00                       | 0.0%             |
| 5) TOTAL, REVENUES  |                |                        | 18,907,612.00       | 19,103,969.00                       | 1,481,571.37        | 19,103,969.00             |                            |                  |
| <b>B. EXPENDITURES</b>  |                |                        |                     |                                     |                     |                           |                            |                  |
| 1) Certificated Salaries  |                | 1000-1999              | 8,921,190.00        | 9,283,192.00                        | 2,572,891.93        | 9,283,192.00              | 0.00                       | 0.0%             |
| 2) Classified Salaries  |                | 2000-2999              | 2,423,672.00        | 2,431,204.00                        | 636,121.31          | 2,431,204.00              | 0.00                       | 0.0%             |
| 3) Employee Benefits  |                | 3000-3999              | 4,477,192.00        | 4,319,636.00                        | 1,211,014.63        | 4,319,636.00              | 0.00                       | 0.0%             |
| 4) Books and Supplies   |                | 4000-4999              | 688,094.00          | 804,775.00                          | 387,885.75          | 804,775.00                | 0.00                       | 0.0%             |
| 5) Services and Other Operating Expenditures  |                | 5000-5999              | 1,490,884.00        | 1,861,480.00                        | 528,482.00          | 1,861,480.00              | 0.00                       | 0.0%             |
| 6) Capital Outlay   |                | 6000-6999              | 0.00                | 103,500.00                          | 96,500.00           | 103,500.00                | 0.00                       | 0.0%             |
| 7) Other Outgo (excluding Transfers of Indirect Costs)  |                | 7100-7299<br>7400-7499 | 553,724.00          | 453,486.00                          | 88,026.70           | 453,486.00                | 0.00                       | 0.0%             |
| 8) Other Outgo - Transfers of Indirect Costs  |                | 7300-7399              | 0.00                | 0.00                                | 0.00                | 0.00                      | 0.00                       | 0.0%             |
| 9) TOTAL, EXPENDITURES  |                |                        | 18,554,756.00       | 19,257,273.00                       | 5,520,922.32        | 19,257,273.00             |                            |                  |
| <b>C. EXCESS (DEFICIENCY) OF REVENUES OVER EXPENDITURES BEFORE OTHER FINANCING SOURCES AND USES (A5 - B9)</b> |                |                        | 352,856.00          | (153,304.00)                        | (4,039,350.95)      | (153,304.00)              |                            |                  |
| <b>D. OTHER FINANCING SOURCES/USES</b>  |                |                        |                     |                                     |                     |                           |                            |                  |
| 1) Interfund Transfers  |                |                        |                     |                                     |                     |                           |                            |                  |
| a) Transfers In   |                | 8900-8929              | 0.00                | 0.00                                | 0.00                | 0.00                      | 0.00                       | 0.0%             |
| b) Transfers Out  |                | 7600-7629              | 0.00                | 0.00                                | 0.00                | 0.00                      | 0.00                       | 0.0%             |
| 2) Other Sources/Uses   |                |                        |                     |                                     |                     |                           |                            |                  |
| a) Sources  |                | 8930-8979              | 0.00                | 0.00                                | 0.00                | 0.00                      | 0.00                       | 0.0%             |
| b) Uses   |                | 7630-7699              | 0.00                | 0.00                                | 0.00                | 0.00                      | 0.00                       | 0.0%             |
| 3) Contributions  |                | 8980-8999              | 0.00                | 0.00                                | 0.00                | 0.00                      | 0.00                       | 0.0%             |
| 4) TOTAL, OTHER FINANCING SOURCES/USES  |                |                        | 0.00                | 0.00                                | 0.00                | 0.00                      |                            |                  |



| Description  | Resource Codes | Object Codes | Original Budget (A) | Board Approved Operating Budget (B) | Actuals To Date (C) | Projected Year Totals (D) | Difference (Col B & D) (E) | % Diff (E/B) (F) |
|--|----------------|--------------|---------------------|-------------------------------------|---------------------|---------------------------|----------------------------|------------------|
| <b>E. NET INCREASE (DECREASE) IN FUND BALANCE (C + D4)</b> |                |              | 352,856.00          | (153,304.00)                        | (4,039,350.95)      | (153,304.00)              |                            |                  |
| <b>F. FUND BALANCE, RESERVES</b>                           |                |              |                     |                                     |                     |                           |                            |                  |
| 1) Beginning Fund Balance                                  |                |              |                     |                                     |                     |                           |                            |                  |
| a) As of July 1 - Unaudited                                |                | 9791         | 2,198,750.63        | 2,198,750.63                        |                     | 2,198,750.63              | 0.00                       | 0.0%             |
| b) Audit Adjustments                                       |                | 9793         | 0.00                | 0.00                                |                     | 0.00                      | 0.00                       | 0.0%             |
| c) As of July 1 - Audited (F1a + F1b)                      |                |              | 2,198,750.63        | 2,198,750.63                        |                     | 2,198,750.63              |                            |                  |
| d) Other Restatements                                      |                | 9795         | 0.00                | 0.00                                |                     | 0.00                      | 0.00                       | 0.0%             |
| e) Adjusted Beginning Balance (F1c + F1d)                  |                |              | 2,198,750.63        | 2,198,750.63                        |                     | 2,198,750.63              |                            |                  |
| 2) Ending Balance, June 30 (E + F1e)                       |                |              | 2,551,606.63        | 2,045,446.63                        |                     | 2,045,446.63              |                            |                  |
| Components of Ending Fund Balance                          |                |              |                     |                                     |                     |                           |                            |                  |
| a) Nonspendable  |                |              |                     |                                     |                     |                           |                            |                  |
| Revolving Cash   |                | 9711         | 700.00              | 700.00                              |                     | 700.00                    |                            |                  |
| Stores   |                | 9712         | 0.00                | 0.00                                |                     | 0.00                      |                            |                  |
| Prepaid Items  |                | 9713         | 0.00                | 0.00                                |                     | 0.00                      |                            |                  |
| All Others   |                | 9719         | 0.00                | 0.00                                |                     | 0.00                      |                            |                  |
| b) Restricted  |                |              | 422,801.58          | 15,234.58                           |                     | 15,234.58                 |                            |                  |
| c) Committed   |                |              |                     |                                     |                     |                           |                            |                  |
| Stabilization Arrangements                                 |                | 9750         | 0.00                | 0.00                                |                     | 0.00                      |                            |                  |
| Other Commitments  |                | 9760         | 0.00                | 0.00                                |                     | 0.00                      |                            |                  |
| d) Assigned  |                |              |                     |                                     |                     |                           |                            |                  |
| Other Assignments  |                | 9780         | 0.00                | 0.00                                |                     | 0.00                      |                            |                  |
| e) Unassigned/Unappropriated                               |                |              |                     |                                     |                     |                           |                            |                  |
| Reserve for Economic Uncertainties                         |                | 9789         | 927,738.00          | 962,864.00                          |                     | 962,864.00                |                            |                  |
| Unassigned/Unappropriated Amount                           |                |              | 1,200,367.05        | 1,066,648.05                        |                     | 1,066,648.05              |                            |                  |

| Description  | Resource Codes | Object Codes | Original Budget (A) | Board Approved Operating Budget (B) | Actuals To Date (C) | Projected Year Totals (D) | Difference (Col B & D) (E) | % Diff (E/B) (F) |
|--|----------------|--------------|---------------------|-------------------------------------|---------------------|---------------------------|----------------------------|------------------|
| <b>LCFF SOURCES</b>                                    |                |              |                     |                                     |                     |                           |                            |                  |
| Principal Apportionment                                |                |              |                     |                                     |                     |                           |                            |                  |
| State Aid - Current Year                               |                | 8011         | 678,266.00          | 678,266.00                          | 508,700.00          | 678,266.00                | 0.00                       | 0.0%             |
| Education Protection Account State Aid - Current Year  |                | 8012         | 229,392.00          | 229,392.00                          | 57,348.00           | 229,392.00                | 0.00                       | 0.0%             |
| State Aid - Prior Years                                |                | 8019         | 0.00                | 0.00                                | 0.00                | 0.00                      | 0.00                       | 0.0%             |
| Tax Relief Subventions                                 |                |              |                     |                                     |                     |                           |                            |                  |
| Homeowners' Exemptions                                 |                | 8021         | 40,749.00           | 40,105.00                           | 0.00                | 40,105.00                 | 0.00                       | 0.0%             |
| Timber Yield Tax                                       |                | 8022         | 0.00                | 0.00                                | 0.00                | 0.00                      | 0.00                       | 0.0%             |
| Other Subventions/In-Lieu Taxes                        |                | 8029         | 0.00                | 0.00                                | 0.00                | 0.00                      | 0.00                       | 0.0%             |
| County & District Taxes                                |                |              |                     |                                     |                     |                           |                            |                  |
| Secured Roll Taxes                                     |                | 8041         | 10,041,431.00       | 10,090,037.00                       | 0.00                | 10,090,037.00             | 0.00                       | 0.0%             |
| Unsecured Roll Taxes                                   |                | 8042         | 200,069.00          | 187,203.00                          | 163,150.07          | 187,203.00                | 0.00                       | 0.0%             |
| Prior Years' Taxes                                     |                | 8043         | 15,831.00           | 3,796.00                            | 8,578.60            | 3,796.00                  | 0.00                       | 0.0%             |
| Supplemental Taxes                                     |                | 8044         | 0.00                | 0.00                                | 0.00                | 0.00                      | 0.00                       | 0.0%             |
| Education Revenue Augmentation Fund (ERAF)             |                | 8045         | 0.00                | 0.00                                | 0.00                | 0.00                      | 0.00                       | 0.0%             |
| Community Redevelopment Funds (SB 617/699/1992)        |                | 8047         | 0.00                | 0.00                                | 0.00                | 0.00                      | 0.00                       | 0.0%             |
| Penalties and Interest from Delinquent Taxes           |                | 8048         | 0.00                | 0.00                                | 0.00                | 0.00                      | 0.00                       | 0.0%             |
| Miscellaneous Funds (EC 41604)                         |                |              |                     |                                     |                     |                           |                            |                  |
| Royalties and Bonuses                                  |                | 8081         | 0.00                | 0.00                                | 0.00                | 0.00                      | 0.00                       | 0.0%             |
| Other In-Lieu Taxes                                    |                | 8082         | 0.00                | 0.00                                | 0.00                | 0.00                      | 0.00                       | 0.0%             |
| Less: Non-LCFF (50%) Adjustment                        |                | 8089         | 0.00                | 0.00                                | 0.00                | 0.00                      | 0.00                       | 0.0%             |
| Subtotal, LCFF Sources                                 |                |              | 11,205,738.00       | 11,228,799.00                       | 737,776.67          | 11,228,799.00             | 0.00                       | 0.0%             |
| <b>LCFF Transfers</b>                                  |                |              |                     |                                     |                     |                           |                            |                  |
| Unrestricted LCFF Transfers - Current Year             | 0000           | 8091         | 0.00                | 0.00                                | 0.00                | 0.00                      | 0.00                       | 0.0%             |
| All Other LCFF Transfers - Current Year                | All Other      | 8091         | 0.00                | 0.00                                | 0.00                | 0.00                      | 0.00                       | 0.0%             |
| Transfers to Charter Schools in Lieu of Property Taxes |                | 8096         | (88,542.00)         | (57,366.00)                         | 0.00                | (57,366.00)               | 0.00                       | 0.0%             |
| Property Taxes Transfers                               |                | 8097         | 0.00                | 0.00                                | 0.00                | 0.00                      | 0.00                       | 0.0%             |
| LCFF/Revenue Limit Transfers - Prior Years             |                | 8099         | 0.00                | 0.00                                | 0.00                | 0.00                      | 0.00                       | 0.0%             |
| TOTAL, LCFF SOURCES                                    |                |              | 11,117,196.00       | 11,171,433.00                       | 737,776.67          | 11,171,433.00             | 0.00                       | 0.0%             |
| <b>FEDERAL REVENUE</b>                                 |                |              |                     |                                     |                     |                           |                            |                  |
| Maintenance and Operations                             |                | 8110         | 0.00                | 0.00                                | 0.00                | 0.00                      | 0.00                       | 0.0%             |
| Special Education Entitlement                          |                | 8181         | 173,062.00          | 174,712.00                          | 0.00                | 174,712.00                | 0.00                       | 0.0%             |
| Special Education Discretionary Grants                 |                | 8182         | 7,806.00            | 9,038.00                            | 0.00                | 9,038.00                  | 0.00                       | 0.0%             |
| Child Nutrition Programs                               |                | 8220         | 0.00                | 0.00                                | 0.00                | 0.00                      | 0.00                       | 0.0%             |
| Donated Food Commodities                               |                | 8221         | 0.00                | 0.00                                | 0.00                | 0.00                      | 0.00                       | 0.0%             |
| Forest Reserve Funds                                   |                | 8260         | 0.00                | 0.00                                | 0.00                | 0.00                      | 0.00                       | 0.0%             |
| Flood Control Funds                                    |                | 8270         | 0.00                | 0.00                                | 0.00                | 0.00                      | 0.00                       | 0.0%             |
| Wildlife Reserve Funds                                 |                | 8280         | 0.00                | 0.00                                | 0.00                | 0.00                      | 0.00                       | 0.0%             |
| FEMA   |                | 8281         | 0.00                | 0.00                                | 0.00                | 0.00                      | 0.00                       | 0.0%             |
| Interagency Contracts Between LEAs                     |                | 8285         | 0.00                | 0.00                                | 0.00                | 0.00                      | 0.00                       | 0.0%             |
| Pass-Through Revenues from Federal Sources             |                | 8287         | 0.00                | 0.00                                | 0.00                | 0.00                      | 0.00                       | 0.0%             |
| Title I, Part A, Basic                                 | 3010           | 8290         | 31,194.00           | 31,194.00                           | 0.00                | 31,194.00                 | 0.00                       | 0.0%             |
| Title I, Part D, Local Delinquent Programs             | 3025           | 8290         | 0.00                | 0.00                                | 0.00                | 0.00                      | 0.00                       | 0.0%             |
| Title II, Part A, Supporting Effective Instruction     | 4035           | 8290         | 15,995.00           | 21,678.00                           | 5,683.54            | 21,678.00                 | 0.00                       | 0.0%             |

| Description  | Resource Codes   | Object Codes | Original Budget (A) | Board Approved Operating Budget (B) | Actuals To Date (C) | Projected Year Totals (D) | Difference (Col B & D) (E) | % Diff (E/B) (F) |
|--|--|--------------|---------------------|-------------------------------------|---------------------|---------------------------|----------------------------|------------------|
| Title III, Part A, Immigrant Student Program       | 4201   | 8290         | 2,770.00            | 2,770.00                            | 0.00                | 2,770.00                  | 0.00                       | 0.0%             |
| Title III, Part A, English Learner Program         | 4203   | 8290         | 8,008.00            | 8,008.00                            | 0.00                | 8,008.00                  | 0.00                       | 0.0%             |
| Public Charter Schools Grant Program (PCSGP)       | 4610   | 8290         | 0.00                | 0.00                                | 0.00                | 0.00                      | 0.00                       | 0.0%             |
| Other NCLB / Every Student Succeeds Act            | 3040, 3045, 3060, 3061, 3110, 3150, 3155, 3180, 3182, 4037, 4123, 4124, 4126, 4127, 4128, 5630 | 8290         | 10,000.00           | 10,000.00                           | 0.00                | 10,000.00                 | 0.00                       | 0.0%             |
| Career and Technical Education                     | 3500-3599  | 8290         | 0.00                | 0.00                                | 0.00                | 0.00                      | 0.00                       | 0.0%             |
| All Other Federal Revenue                          | All Other  | 8290         | 32,899.00           | 316,242.00                          | 28,286.00           | 316,242.00                | 0.00                       | 0.0%             |
| <b>TOTAL, FEDERAL REVENUE</b>                      |  |              | <b>281,734.00</b>   | <b>573,642.00</b>                   | <b>33,969.54</b>    | <b>573,642.00</b>         | <b>0.00</b>                | <b>0.0%</b>      |
| <b>OTHER STATE REVENUE</b>                         |  |              |                     |                                     |                     |                           |                            |                  |
| Other State Apportionments                         |  |              |                     |                                     |                     |                           |                            |                  |
| ROC/P Entitlement Prior Years                      | 6360   | 8319         | 0.00                | 0.00                                | 0.00                | 0.00                      | 0.00                       | 0.0%             |
| Special Education Master Plan Current Year         | 6500   | 8311         | 0.00                | 0.00                                | 0.00                | 0.00                      | 0.00                       | 0.0%             |
| Prior Years  | 6500   | 8319         | 0.00                | 0.00                                | 0.00                | 0.00                      | 0.00                       | 0.0%             |
| All Other State Apportionments - Current Year      | All Other  | 8311         | 0.00                | 0.00                                | 0.00                | 0.00                      | 0.00                       | 0.0%             |
| All Other State Apportionments - Prior Years       | All Other  | 8319         | 0.00                | 0.00                                | 0.00                | 0.00                      | 0.00                       | 0.0%             |
| Child Nutrition Programs                           |  | 8520         | 0.00                | 0.00                                | 0.00                | 0.00                      | 0.00                       | 0.0%             |
| Mandated Costs Reimbursements                      |  | 8550         | 31,027.00           | 37,436.00                           | 0.00                | 37,436.00                 | 0.00                       | 0.0%             |
| Lottery - Unrestricted and Instructional Materials |  | 8560         | 196,612.00          | 228,175.00                          | 0.00                | 228,175.00                | 0.00                       | 0.0%             |
| Tax Relief Subventions                             |  |              |                     |                                     |                     |                           |                            |                  |
| Restricted Levies - Other                          |  |              |                     |                                     |                     |                           |                            |                  |
| Homeowners' Exemptions                             |  | 8575         | 0.00                | 0.00                                | 0.00                | 0.00                      | 0.00                       | 0.0%             |
| Other Subventions/In-Lieu Taxes                    |  | 8576         | 0.00                | 0.00                                | 0.00                | 0.00                      | 0.00                       | 0.0%             |
| Pass-Through Revenues from State Sources           |  | 8587         | 0.00                | 0.00                                | 0.00                | 0.00                      | 0.00                       | 0.0%             |
| After School Education and Safety (ASES)           | 6010   | 8590         | 0.00                | 0.00                                | 0.00                | 0.00                      | 0.00                       | 0.0%             |
| Charter School Facility Grant                      | 6030   | 8590         | 0.00                | 0.00                                | 0.00                | 0.00                      | 0.00                       | 0.0%             |
| Career Technical Education Incentive Grant Program | 6387   | 8590         | 0.00                | 0.00                                | 0.00                | 0.00                      | 0.00                       | 0.0%             |
| Drug/Alcohol/Tobacco Funds                         | 6650, 6690, 6695   | 8590         | 0.00                | 0.00                                | 0.00                | 0.00                      | 0.00                       | 0.0%             |
| California Clean Energy Jobs Act                   | 6230   | 8590         | 0.00                | 0.00                                | 0.00                | 0.00                      | 0.00                       | 0.0%             |
| Specialized Secondary                              | 7370   | 8590         | 0.00                | 0.00                                | 0.00                | 0.00                      | 0.00                       | 0.0%             |
| American Indian Early Childhood Education          | 7210   | 8590         | 0.00                | 0.00                                | 0.00                | 0.00                      | 0.00                       | 0.0%             |
| All Other State Revenue                            | All Other  | 8590         | 1,015,923.00        | 587,521.00                          | 383,604.52          | 587,521.00                | 0.00                       | 0.0%             |
| <b>TOTAL, OTHER STATE REVENUE</b>                  |  |              | <b>1,243,562.00</b> | <b>853,132.00</b>                   | <b>383,604.52</b>   | <b>853,132.00</b>         | <b>0.00</b>                | <b>0.0%</b>      |

| Description  | Resource Codes | Object Codes | Original Budget (A)  | Board Approved Operating Budget (B) | Actuals To Date (C) | Projected Year Totals (D) | Difference (Col B & D) (E) | % Diff (E/B) (F) |
|--|----------------|--------------|----------------------|-------------------------------------|---------------------|---------------------------|----------------------------|------------------|
| <b>OTHER LOCAL REVENUE</b>                               |                |              |                      |                                     |                     |                           |                            |                  |
| Other Local Revenue                                      |                |              |                      |                                     |                     |                           |                            |                  |
| County and District Taxes                                |                |              |                      |                                     |                     |                           |                            |                  |
| Other Restricted Levies                                  |                |              |                      |                                     |                     |                           |                            |                  |
| Secured Roll   |                | 8615         | 0.00                 | 0.00                                | 0.00                | 0.00                      | 0.00                       | 0.0%             |
| Unsecured Roll   |                | 8616         | 0.00                 | 0.00                                | 0.00                | 0.00                      | 0.00                       | 0.0%             |
| Prior Years' Taxes                                       |                | 8617         | 0.00                 | 0.00                                | 0.00                | 0.00                      | 0.00                       | 0.0%             |
| Supplemental Taxes                                       |                | 8618         | 0.00                 | 0.00                                | 0.00                | 0.00                      | 0.00                       | 0.0%             |
| Non-Ad Valorem Taxes                                     |                |              |                      |                                     |                     |                           |                            |                  |
| Parcel Taxes   |                | 8621         | 4,733,905.00         | 4,733,905.00                        | 0.00                | 4,733,905.00              | 0.00                       | 0.0%             |
| Other  |                | 8622         | 0.00                 | 0.00                                | 0.00                | 0.00                      | 0.00                       | 0.0%             |
| Community Redevelopment Funds                            |                |              |                      |                                     |                     |                           |                            |                  |
| Not Subject to LCFF Deduction                            |                | 8625         | 0.00                 | 0.00                                | 0.00                | 0.00                      | 0.00                       | 0.0%             |
| Penalties and Interest from Delinquent Non-LCFF          |                |              |                      |                                     |                     |                           |                            |                  |
| Taxes  |                | 8629         | 0.00                 | 0.00                                | 0.00                | 0.00                      | 0.00                       | 0.0%             |
| Sales  |                |              |                      |                                     |                     |                           |                            |                  |
| Sale of Equipment/Supplies                               |                | 8631         | 0.00                 | 0.00                                | 0.00                | 0.00                      | 0.00                       | 0.0%             |
| Sale of Publications                                     |                | 8632         | 0.00                 | 0.00                                | 0.00                | 0.00                      | 0.00                       | 0.0%             |
| Food Service Sales                                       |                | 8634         | 0.00                 | 0.00                                | 0.00                | 0.00                      | 0.00                       | 0.0%             |
| All Other Sales  |                | 8639         | 0.00                 | 0.00                                | 0.00                | 0.00                      | 0.00                       | 0.0%             |
| Leases and Rentals                                       |                | 8650         | 85,912.00            | 85,912.00                           | 47,354.64           | 85,912.00                 | 0.00                       | 0.0%             |
| Interest   |                | 8660         | 4,750.00             | 4,750.00                            | 99.87               | 4,750.00                  | 0.00                       | 0.0%             |
| Net Increase (Decrease) in the Fair Value of Investments |                | 8662         | 0.00                 | 0.00                                | 0.00                | 0.00                      | 0.00                       | 0.0%             |
| Fees and Contracts                                       |                |              |                      |                                     |                     |                           |                            |                  |
| Adult Education Fees                                     |                | 8671         | 0.00                 | 0.00                                | 0.00                | 0.00                      | 0.00                       | 0.0%             |
| Non-Resident Students                                    |                | 8672         | 0.00                 | 0.00                                | 0.00                | 0.00                      | 0.00                       | 0.0%             |
| Transportation Fees From Individuals                     |                | 8675         | 0.00                 | 0.00                                | 0.00                | 0.00                      | 0.00                       | 0.0%             |
| Interagency Services                                     |                | 8677         | 0.00                 | 0.00                                | 0.00                | 0.00                      | 0.00                       | 0.0%             |
| Mitigation/Developer Fees                                |                | 8681         | 0.00                 | 0.00                                | 0.00                | 0.00                      | 0.00                       | 0.0%             |
| All Other Fees and Contracts                             |                | 8689         | 0.00                 | 0.00                                | 0.00                | 0.00                      | 0.00                       | 0.0%             |
| Other Local Revenue                                      |                |              |                      |                                     |                     |                           |                            |                  |
| Plus: Misc Funds Non-LCFF (50%) Adjustment               |                | 8691         | 0.00                 | 0.00                                | 0.00                | 0.00                      | 0.00                       | 0.0%             |
| Pass-Through Revenues From Local Sources                 |                | 8697         | 0.00                 | 0.00                                | 0.00                | 0.00                      | 0.00                       | 0.0%             |
| All Other Local Revenue                                  |                | 8699         | 838,418.00           | 1,035,304.00                        | 278,766.13          | 1,035,304.00              | 0.00                       | 0.0%             |
| Tuition  |                | 8710         | 0.00                 | 0.00                                | 0.00                | 0.00                      | 0.00                       | 0.0%             |
| All Other Transfers In                                   |                | 8781-8783    | 0.00                 | 0.00                                | 0.00                | 0.00                      | 0.00                       | 0.0%             |
| Transfers Of Apportionments                              |                |              |                      |                                     |                     |                           |                            |                  |
| Special Education SELPA Transfers                        |                |              |                      |                                     |                     |                           |                            |                  |
| From Districts or Charter Schools                        | 6500           | 8791         | 0.00                 | 0.00                                | 0.00                | 0.00                      | 0.00                       | 0.0%             |
| From County Offices                                      | 6500           | 8792         | 602,135.00           | 645,891.00                          | 0.00                | 645,891.00                | 0.00                       | 0.0%             |
| From JPAs  | 6500           | 8793         | 0.00                 | 0.00                                | 0.00                | 0.00                      | 0.00                       | 0.0%             |
| ROC/P Transfers  |                |              |                      |                                     |                     |                           |                            |                  |
| From Districts or Charter Schools                        | 6360           | 8791         | 0.00                 | 0.00                                | 0.00                | 0.00                      | 0.00                       | 0.0%             |
| From County Offices                                      | 6360           | 8792         | 0.00                 | 0.00                                | 0.00                | 0.00                      | 0.00                       | 0.0%             |
| From JPAs  | 6360           | 8793         | 0.00                 | 0.00                                | 0.00                | 0.00                      | 0.00                       | 0.0%             |
| Other Transfers of Apportionments                        |                |              |                      |                                     |                     |                           |                            |                  |
| From Districts or Charter Schools                        | All Other      | 8791         | 0.00                 | 0.00                                | 0.00                | 0.00                      | 0.00                       | 0.0%             |
| From County Offices                                      | All Other      | 8792         | 0.00                 | 0.00                                | 0.00                | 0.00                      | 0.00                       | 0.0%             |
| From JPAs  | All Other      | 8793         | 0.00                 | 0.00                                | 0.00                | 0.00                      | 0.00                       | 0.0%             |
| All Other Transfers In from All Others                   |                | 8799         | 0.00                 | 0.00                                | 0.00                | 0.00                      | 0.00                       | 0.0%             |
| <b>TOTAL, OTHER LOCAL REVENUE</b>                        |                |              | <b>6,265,120.00</b>  | <b>6,505,762.00</b>                 | <b>326,220.64</b>   | <b>6,505,762.00</b>       | <b>0.00</b>                | <b>0.0%</b>      |
| <b>TOTAL, REVENUES</b>                                   |                |              | <b>18,907,612.00</b> | <b>19,103,969.00</b>                | <b>1,481,571.37</b> | <b>19,103,969.00</b>      | <b>0.00</b>                | <b>0.0%</b>      |

| Description   | Resource Codes | Object Codes | Original Budget (A) | Board Approved Operating Budget (B) | Actuals To Date (C) | Projected Year Totals (D) | Difference (Col B & D) (E) | % Diff (E/B) (F) |
|---|----------------|--------------|---------------------|-------------------------------------|---------------------|---------------------------|----------------------------|------------------|
| <b>CERTIFICATED SALARIES</b>                                |                |              |                     |                                     |                     |                           |                            |                  |
| Certificated Teachers' Salaries                             |                | 1100         | 7,080,337.00        | 7,413,295.00                        | 1,992,029.78        | 7,413,295.00              | 0.00                       | 0.0%             |
| Certificated Pupil Support Salaries                         |                | 1200         | 926,782.00          | 923,740.00                          | 251,651.86          | 923,740.00                | 0.00                       | 0.0%             |
| Certificated Supervisors' and Administrators' Salaries      |                | 1300         | 914,071.00          | 946,157.00                          | 329,210.29          | 946,157.00                | 0.00                       | 0.0%             |
| Other Certificated Salaries                                 |                | 1900         | 0.00                | 0.00                                | 0.00                | 0.00                      | 0.00                       | 0.0%             |
| <b>TOTAL, CERTIFICATED SALARIES</b>                         |                |              | <b>8,921,190.00</b> | <b>9,283,192.00</b>                 | <b>2,572,891.93</b> | <b>9,283,192.00</b>       | <b>0.00</b>                | <b>0.0%</b>      |
| <b>CLASSIFIED SALARIES</b>                                  |                |              |                     |                                     |                     |                           |                            |                  |
| Classified Instructional Salaries                           |                | 2100         | 906,429.00          | 831,653.00                          | 192,533.75          | 831,653.00                | 0.00                       | 0.0%             |
| Classified Support Salaries                                 |                | 2200         | 563,677.00          | 563,177.00                          | 154,084.38          | 563,177.00                | 0.00                       | 0.0%             |
| Classified Supervisors' and Administrators' Salaries        |                | 2300         | 404,598.00          | 474,598.00                          | 130,037.16          | 474,598.00                | 0.00                       | 0.0%             |
| Clerical, Technical and Office Salaries                     |                | 2400         | 519,821.00          | 532,251.00                          | 156,492.50          | 532,251.00                | 0.00                       | 0.0%             |
| Other Classified Salaries                                   |                | 2900         | 29,147.00           | 29,525.00                           | 2,973.52            | 29,525.00                 | 0.00                       | 0.0%             |
| <b>TOTAL, CLASSIFIED SALARIES</b>                           |                |              | <b>2,423,672.00</b> | <b>2,431,204.00</b>                 | <b>636,121.31</b>   | <b>2,431,204.00</b>       | <b>0.00</b>                | <b>0.0%</b>      |
| <b>EMPLOYEE BENEFITS</b>                                    |                |              |                     |                                     |                     |                           |                            |                  |
| STRS  |                | 3101-3102    | 1,505,475.00        | 1,514,443.00                        | 415,207.39          | 1,514,443.00              | 0.00                       | 0.0%             |
| PERS  |                | 3201-3202    | 507,190.00          | 465,946.00                          | 121,810.27          | 465,946.00                | 0.00                       | 0.0%             |
| OASDI/Medicare/Alternative                                  |                | 3301-3302    | 312,871.00          | 330,688.00                          | 84,851.59           | 330,688.00                | 0.00                       | 0.0%             |
| Health and Welfare Benefits                                 |                | 3401-3402    | 1,690,673.00        | 1,647,279.00                        | 438,290.43          | 1,647,279.00              | 0.00                       | 0.0%             |
| Unemployment Insurance                                      |                | 3501-3502    | 139,568.00          | 56,327.00                           | 16,045.75           | 56,327.00                 | 0.00                       | 0.0%             |
| Workers' Compensation                                       |                | 3601-3602    | 117,832.00          | 121,242.00                          | 33,198.94           | 121,242.00                | 0.00                       | 0.0%             |
| OPEB, Allocated   |                | 3701-3702    | 77,344.00           | 77,344.00                           | 26,742.60           | 77,344.00                 | 0.00                       | 0.0%             |
| OPEB, Active Employees                                      |                | 3751-3752    | 0.00                | 0.00                                | 0.00                | 0.00                      | 0.00                       | 0.0%             |
| Other Employee Benefits                                     |                | 3901-3902    | 126,239.00          | 106,367.00                          | 74,867.66           | 106,367.00                | 0.00                       | 0.0%             |
| <b>TOTAL, EMPLOYEE BENEFITS</b>                             |                |              | <b>4,477,192.00</b> | <b>4,319,636.00</b>                 | <b>1,211,014.63</b> | <b>4,319,636.00</b>       | <b>0.00</b>                | <b>0.0%</b>      |
| <b>BOOKS AND SUPPLIES</b>                                   |                |              |                     |                                     |                     |                           |                            |                  |
| Approved Textbooks and Core Curricula Materials             |                | 4100         | 49,506.00           | 53,100.00                           | 0.00                | 53,100.00                 | 0.00                       | 0.0%             |
| Books and Other Reference Materials                         |                | 4200         | 5,033.00            | 6,970.00                            | 2,062.90            | 6,970.00                  | 0.00                       | 0.0%             |
| Materials and Supplies                                      |                | 4300         | 569,473.00          | 611,903.00                          | 322,459.99          | 611,903.00                | 0.00                       | 0.0%             |
| Noncapitalized Equipment                                    |                | 4400         | 64,082.00           | 132,802.00                          | 63,362.86           | 132,802.00                | 0.00                       | 0.0%             |
| Food  |                | 4700         | 0.00                | 0.00                                | 0.00                | 0.00                      | 0.00                       | 0.0%             |
| <b>TOTAL, BOOKS AND SUPPLIES</b>                            |                |              | <b>688,094.00</b>   | <b>804,775.00</b>                   | <b>387,885.75</b>   | <b>804,775.00</b>         | <b>0.00</b>                | <b>0.0%</b>      |
| <b>SERVICES AND OTHER OPERATING EXPENDITURES</b>            |                |              |                     |                                     |                     |                           |                            |                  |
| Subagreements for Services                                  |                | 5100         | 0.00                | 0.00                                | 0.00                | 0.00                      | 0.00                       | 0.0%             |
| Travel and Conferences                                      |                | 5200         | 38,134.00           | 41,613.00                           | 16,403.81           | 41,613.00                 | 0.00                       | 0.0%             |
| Dues and Memberships  |                | 5300         | 19,410.00           | 29,324.00                           | 26,498.28           | 29,324.00                 | 0.00                       | 0.0%             |
| Insurance   |                | 5400-5450    | 139,057.00          | 142,057.00                          | 140,494.00          | 142,057.00                | 0.00                       | 0.0%             |
| Operations and Housekeeping Services                        |                | 5500         | 163,468.00          | 186,066.00                          | 65,244.37           | 186,066.00                | 0.00                       | 0.0%             |
| Rentals, Leases, Repairs, and Noncapitalized Improvements   |                | 5600         | 171,330.00          | 162,250.00                          | 50,154.21           | 162,250.00                | 0.00                       | 0.0%             |
| Transfers of Direct Costs                                   |                | 5710         | 0.00                | 0.00                                | 0.00                | 0.00                      | 0.00                       | 0.0%             |
| Transfers of Direct Costs - Interfund                       |                | 5750         | 0.00                | 0.00                                | 0.00                | 0.00                      | 0.00                       | 0.0%             |
| Professional/Consulting Services and Operating Expenditures |                | 5800         | 924,797.00          | 1,263,482.00                        | 217,820.11          | 1,263,482.00              | 0.00                       | 0.0%             |
| Communications  |                | 5900         | 34,688.00           | 36,688.00                           | 11,867.22           | 36,688.00                 | 0.00                       | 0.0%             |
| <b>TOTAL, SERVICES AND OTHER OPERATING EXPENDITURES</b>     |                |              | <b>1,490,884.00</b> | <b>1,861,480.00</b>                 | <b>528,482.00</b>   | <b>1,861,480.00</b>       | <b>0.00</b>                | <b>0.0%</b>      |

| Description   | Resource Codes | Object Codes | Original Budget (A) | Board Approved Operating Budget (B) | Actuals To Date (C) | Projected Year Totals (D) | Difference (Col B & D) (E) | % Diff (E/B) (F) |
|---|----------------|--------------|---------------------|-------------------------------------|---------------------|---------------------------|----------------------------|------------------|
| <b>CAPITAL OUTLAY</b>   |                |              |                     |                                     |                     |                           |                            |                  |
| Land  |                | 6100         | 0.00                | 0.00                                | 0.00                | 0.00                      | 0.00                       | 0.0%             |
| Land Improvements   |                | 6170         | 0.00                | 96,500.00                           | 96,500.00           | 96,500.00                 | 0.00                       | 0.0%             |
| Buildings and Improvements of Buildings   |                | 6200         | 0.00                | 0.00                                | 0.00                | 0.00                      | 0.00                       | 0.0%             |
| Books and Media for New School Libraries or Major Expansion of School Libraries |                | 6300         | 0.00                | 0.00                                | 0.00                | 0.00                      | 0.00                       | 0.0%             |
| Equipment   |                | 6400         | 0.00                | 7,000.00                            | 0.00                | 7,000.00                  | 0.00                       | 0.0%             |
| Equipment Replacement   |                | 6500         | 0.00                | 0.00                                | 0.00                | 0.00                      | 0.00                       | 0.0%             |
| Lease Assets  |                | 6600         | 0.00                | 0.00                                | 0.00                | 0.00                      | 0.00                       | 0.0%             |
| <b>TOTAL, CAPITAL OUTLAY</b>  |                |              | 0.00                | 103,500.00                          | 96,500.00           | 103,500.00                | 0.00                       | 0.0%             |
| <b>OTHER OUTGO (excluding Transfers of Indirect Costs)</b>                      |                |              |                     |                                     |                     |                           |                            |                  |
| Tuition   |                |              |                     |                                     |                     |                           |                            |                  |
| Tuition for Instruction Under Interdistrict Attendance Agreements               |                | 7110         | 0.00                | 0.00                                | 0.00                | 0.00                      | 0.00                       | 0.0%             |
| State Special Schools   |                | 7130         | 0.00                | 0.00                                | 0.00                | 0.00                      | 0.00                       | 0.0%             |
| Tuition, Excess Costs, and/or Deficit Payments                                  |                |              |                     |                                     |                     |                           |                            |                  |
| Payments to Districts or Charter Schools  |                | 7141         | 0.00                | 0.00                                | 0.00                | 0.00                      | 0.00                       | 0.0%             |
| Payments to County Offices  |                | 7142         | 248,146.00          | 248,146.00                          | 0.00                | 248,146.00                | 0.00                       | 0.0%             |
| Payments to JPAs  |                | 7143         | 130,000.00          | 0.00                                | 0.00                | 0.00                      | 0.00                       | 0.0%             |
| Transfers of Pass-Through Revenues  |                |              |                     |                                     |                     |                           |                            |                  |
| To Districts or Charter Schools   |                | 7211         | 0.00                | 0.00                                | 0.00                | 0.00                      | 0.00                       | 0.0%             |
| To County Offices   |                | 7212         | 0.00                | 0.00                                | 0.00                | 0.00                      | 0.00                       | 0.0%             |
| To JPAs   |                | 7213         | 0.00                | 0.00                                | 0.00                | 0.00                      | 0.00                       | 0.0%             |
| Special Education SELPA Transfers of Apportionments                             |                |              |                     |                                     |                     |                           |                            |                  |
| To Districts or Charter Schools   | 6500           | 7221         | 0.00                | 0.00                                | 0.00                | 0.00                      | 0.00                       | 0.0%             |
| To County Offices   | 6500           | 7222         | 0.00                | 0.00                                | 0.00                | 0.00                      | 0.00                       | 0.0%             |
| To JPAs   | 6500           | 7223         | 0.00                | 0.00                                | 0.00                | 0.00                      | 0.00                       | 0.0%             |
| ROC/P Transfers of Apportionments   |                |              |                     |                                     |                     |                           |                            |                  |
| To Districts or Charter Schools   | 6360           | 7221         | 0.00                | 0.00                                | 0.00                | 0.00                      | 0.00                       | 0.0%             |
| To County Offices   | 6360           | 7222         | 0.00                | 0.00                                | 0.00                | 0.00                      | 0.00                       | 0.0%             |
| To JPAs   | 6360           | 7223         | 0.00                | 0.00                                | 0.00                | 0.00                      | 0.00                       | 0.0%             |
| Other Transfers of Apportionments   | All Other      | 7221-7223    | 0.00                | 0.00                                | 0.00                | 0.00                      | 0.00                       | 0.0%             |
| All Other Transfers   |                | 7281-7283    | 0.00                | 0.00                                | 0.00                | 0.00                      | 0.00                       | 0.0%             |
| All Other Transfers Out to All Others   |                | 7299         | 35,742.00           | 35,742.00                           | 0.00                | 35,742.00                 | 0.00                       | 0.0%             |
| Debt Service  |                |              |                     |                                     |                     |                           |                            |                  |
| Debt Service - Interest   |                | 7438         | 0.00                | 0.00                                | 0.00                | 0.00                      | 0.00                       | 0.0%             |
| Other Debt Service - Principal  |                | 7439         | 139,836.00          | 169,598.00                          | 88,026.70           | 169,598.00                | 0.00                       | 0.0%             |
| <b>TOTAL, OTHER OUTGO (excluding Transfers of Indirect Costs)</b>               |                |              | 553,724.00          | 453,486.00                          | 88,026.70           | 453,486.00                | 0.00                       | 0.0%             |
| <b>OTHER OUTGO - TRANSFERS OF INDIRECT COSTS</b>                                |                |              |                     |                                     |                     |                           |                            |                  |
| Transfers of Indirect Costs   |                | 7310         | 0.00                | 0.00                                | 0.00                | 0.00                      |                            |                  |
| Transfers of Indirect Costs - Interfund   |                | 7350         | 0.00                | 0.00                                | 0.00                | 0.00                      | 0.00                       | 0.0%             |
| <b>TOTAL, OTHER OUTGO - TRANSFERS OF INDIRECT COSTS</b>                         |                |              | 0.00                | 0.00                                | 0.00                | 0.00                      | 0.00                       | 0.0%             |
| <b>TOTAL, EXPENDITURES</b>  |                |              | 18,554,756.00       | 19,257,273.00                       | 5,520,922.32        | 19,257,273.00             | 0.00                       | 0.0%             |

| Description   | Resource Codes | Object Codes | Original Budget (A) | Board Approved Operating Budget (B) | Actuals To Date (C) | Projected Year Totals (D) | Difference (Col B & D) (E) | % Diff (E/B) (F) |
|---|----------------|--------------|---------------------|-------------------------------------|---------------------|---------------------------|----------------------------|------------------|
| <b>INTERFUND TRANSFERS</b>  |                |              |                     |                                     |                     |                           |                            |                  |
| <b>INTERFUND TRANSFERS IN</b>   |                |              |                     |                                     |                     |                           |                            |                  |
| From: Special Reserve Fund  |                | 8912         | 0.00                | 0.00                                | 0.00                | 0.00                      | 0.00                       | 0.0%             |
| From: Bond Interest and Redemption Fund                                   |                | 8914         | 0.00                | 0.00                                | 0.00                | 0.00                      | 0.00                       | 0.0%             |
| Other Authorized Interfund Transfers In                                   |                | 8919         | 0.00                | 0.00                                | 0.00                | 0.00                      | 0.00                       | 0.0%             |
| <b>(a) TOTAL, INTERFUND TRANSFERS IN</b>                                  |                |              | <b>0.00</b>         | <b>0.00</b>                         | <b>0.00</b>         | <b>0.00</b>               | <b>0.00</b>                | <b>0.0%</b>      |
| <b>INTERFUND TRANSFERS OUT</b>  |                |              |                     |                                     |                     |                           |                            |                  |
| To: Child Development Fund  |                | 7611         | 0.00                | 0.00                                | 0.00                | 0.00                      | 0.00                       | 0.0%             |
| To: Special Reserve Fund  |                | 7612         | 0.00                | 0.00                                | 0.00                | 0.00                      | 0.00                       | 0.0%             |
| To: State School Building Fund/<br>County School Facilities Fund          |                | 7613         | 0.00                | 0.00                                | 0.00                | 0.00                      | 0.00                       | 0.0%             |
| To: Cafeteria Fund  |                | 7616         | 0.00                | 0.00                                | 0.00                | 0.00                      | 0.00                       | 0.0%             |
| Other Authorized Interfund Transfers Out                                  |                | 7619         | 0.00                | 0.00                                | 0.00                | 0.00                      | 0.00                       | 0.0%             |
| <b>(b) TOTAL, INTERFUND TRANSFERS OUT</b>                                 |                |              | <b>0.00</b>         | <b>0.00</b>                         | <b>0.00</b>         | <b>0.00</b>               | <b>0.00</b>                | <b>0.0%</b>      |
| <b>OTHER SOURCES/USES</b>   |                |              |                     |                                     |                     |                           |                            |                  |
| <b>SOURCES</b>  |                |              |                     |                                     |                     |                           |                            |                  |
| State Apportionments<br>Emergency Apportionments                          |                | 8931         | 0.00                | 0.00                                | 0.00                | 0.00                      | 0.00                       | 0.0%             |
| <b>Proceeds</b>   |                |              |                     |                                     |                     |                           |                            |                  |
| Proceeds from Disposal of<br>Capital Assets                               |                | 8953         | 0.00                | 0.00                                | 0.00                | 0.00                      | 0.00                       | 0.0%             |
| <b>Other Sources</b>  |                |              |                     |                                     |                     |                           |                            |                  |
| Transfers from Funds of<br>Lapsed/Reorganized LEAs                        |                | 8965         | 0.00                | 0.00                                | 0.00                | 0.00                      | 0.00                       | 0.0%             |
| Long-Term Debt Proceeds<br>Proceeds from Certificates<br>of Participation |                | 8971         | 0.00                | 0.00                                | 0.00                | 0.00                      | 0.00                       | 0.0%             |
| Proceeds from Leases  |                | 8972         | 0.00                | 0.00                                | 0.00                | 0.00                      | 0.00                       | 0.0%             |
| Proceeds from Lease Revenue Bonds   |                | 8973         | 0.00                | 0.00                                | 0.00                | 0.00                      | 0.00                       | 0.0%             |
| All Other Financing Sources   |                | 8979         | 0.00                | 0.00                                | 0.00                | 0.00                      | 0.00                       | 0.0%             |
| <b>(c) TOTAL, SOURCES</b>   |                |              | <b>0.00</b>         | <b>0.00</b>                         | <b>0.00</b>         | <b>0.00</b>               | <b>0.00</b>                | <b>0.0%</b>      |
| <b>USES</b>   |                |              |                     |                                     |                     |                           |                            |                  |
| Transfers of Funds from<br>Lapsed/Reorganized LEAs                        |                | 7651         | 0.00                | 0.00                                | 0.00                | 0.00                      | 0.00                       | 0.0%             |
| All Other Financing Uses  |                | 7699         | 0.00                | 0.00                                | 0.00                | 0.00                      | 0.00                       | 0.0%             |
| <b>(d) TOTAL, USES</b>  |                |              | <b>0.00</b>         | <b>0.00</b>                         | <b>0.00</b>         | <b>0.00</b>               | <b>0.00</b>                | <b>0.0%</b>      |
| <b>CONTRIBUTIONS</b>  |                |              |                     |                                     |                     |                           |                            |                  |
| Contributions from Unrestricted Revenues                                  |                | 8980         | 0.00                | 0.00                                | 0.00                | 0.00                      |                            |                  |
| Contributions from Restricted Revenues                                    |                | 8990         | 0.00                | 0.00                                | 0.00                | 0.00                      |                            |                  |
| <b>(e) TOTAL, CONTRIBUTIONS</b>   |                |              | <b>0.00</b>         | <b>0.00</b>                         | <b>0.00</b>         | <b>0.00</b>               | <b>0.00</b>                | <b>0.0%</b>      |
| <b>TOTAL, OTHER FINANCING SOURCES/USES</b><br>(a - b + c - d + e)         |                |              | <b>0.00</b>         | <b>0.00</b>                         | <b>0.00</b>         | <b>0.00</b>               | <b>0.00</b>                | <b>0.0%</b>      |

| <b>Resource</b>           | <b>Description</b>                        | <b>2021-22<br/>Projected Year Totals</b> |
|---------------------------|---|--|
| 6300                      | Lottery: Instructional Materials          | 0.08                                     |
| 7425                      | Expanded Learning Opportunities (ELO) Gra | 0.09                                     |
| 7426                      | Expanded Learning Opportunities (ELO) Gra | 0.50                                     |
| 8210                      | Student Activity Funds                    | 15,233.91                                |
| Total, Restricted Balance |   | <u>15,234.58</u>                         |



| Description   | Resource Codes | Object Codes            | Original Budget<br>(A) | Board Approved<br>Operating Budget<br>(B) | Actuals To Date<br>(C) | Projected Year<br>Totals<br>(D) | Difference<br>(Col B & D)<br>(E) | % Diff<br>Column<br>B & D<br>(F) |
|---|----------------|-------------------------|------------------------|---|------------------------|---------------------------------|----------------------------------|----------------------------------|
| <b>A. REVENUES</b>  |                |                         |                        |   |                        |                                 |                                  |                                  |
| 1) LCFF Sources   |                | 8010-8099               | 0.00                   | 0.00                                      | 0.00                   | 0.00                            | 0.00                             | 0.0%                             |
| 2) Federal Revenue  |                | 8100-8299               | 0.00                   | 0.00                                      | 0.00                   | 0.00                            | 0.00                             | 0.0%                             |
| 3) Other State Revenue  |                | 8300-8599               | 0.00                   | 0.00                                      | 0.00                   | 0.00                            | 0.00                             | 0.0%                             |
| 4) Other Local Revenue  |                | 8600-8799               | 200.00                 | 200.00                                    | 0.50                   | 200.00                          | 0.00                             | 0.0%                             |
| 5) TOTAL, REVENUES  |                |                         | 200.00                 | 200.00                                    | 0.50                   | 200.00                          |                                  |                                  |
| <b>B. EXPENDITURES</b>  |                |                         |                        |   |                        |                                 |                                  |                                  |
| 1) Certificated Salaries  |                | 1000-1999               | 0.00                   | 0.00                                      | 0.00                   | 0.00                            | 0.00                             | 0.0%                             |
| 2) Classified Salaries  |                | 2000-2999               | 0.00                   | 0.00                                      | 0.00                   | 0.00                            | 0.00                             | 0.0%                             |
| 3) Employee Benefits  |                | 3000-3999               | 0.00                   | 0.00                                      | 0.00                   | 0.00                            | 0.00                             | 0.0%                             |
| 4) Books and Supplies   |                | 4000-4999               | 0.00                   | 0.00                                      | 0.00                   | 0.00                            | 0.00                             | 0.0%                             |
| 5) Services and Other Operating Expenditures  |                | 5000-5999               | 2,000.00               | 2,000.00                                  | 0.00                   | 2,000.00                        | 0.00                             | 0.0%                             |
| 6) Capital Outlay   |                | 6000-6999               | 0.00                   | 0.00                                      | 0.00                   | 0.00                            | 0.00                             | 0.0%                             |
| 7) Other Outgo (excluding Transfers of Indirect Costs)  |                | 7100-7299,<br>7400-7499 | 0.00                   | 0.00                                      | 0.00                   | 0.00                            | 0.00                             | 0.0%                             |
| 8) Other Outgo - Transfers of Indirect Costs  |                | 7300-7399               | 0.00                   | 0.00                                      | 0.00                   | 0.00                            | 0.00                             | 0.0%                             |
| 9) TOTAL, EXPENDITURES  |                |                         | 2,000.00               | 2,000.00                                  | 0.00                   | 2,000.00                        |                                  |                                  |
| <b>C. EXCESS (DEFICIENCY) OF REVENUES OVER EXPENDITURES BEFORE OTHER FINANCING SOURCES AND USES (A5 - B9)</b> |                |                         | (1,800.00)             | (1,800.00)                                | 0.50                   | (1,800.00)                      |                                  |                                  |
| <b>D. OTHER FINANCING SOURCES/USES</b>  |                |                         |                        |   |                        |                                 |                                  |                                  |
| 1) Interfund Transfers  |                |                         |                        |   |                        |                                 |                                  |                                  |
| a) Transfers In   |                | 8900-8929               | 0.00                   | 0.00                                      | 0.00                   | 0.00                            | 0.00                             | 0.0%                             |
| b) Transfers Out  |                | 7600-7629               | 0.00                   | 0.00                                      | 0.00                   | 0.00                            | 0.00                             | 0.0%                             |
| 2) Other Sources/Uses   |                |                         |                        |   |                        |                                 |                                  |                                  |
| a) Sources  |                | 8930-8979               | 0.00                   | 0.00                                      | 0.00                   | 0.00                            | 0.00                             | 0.0%                             |
| b) Uses   |                | 7630-7699               | 0.00                   | 0.00                                      | 0.00                   | 0.00                            | 0.00                             | 0.0%                             |
| 3) Contributions  |                | 8980-8999               | 0.00                   | 0.00                                      | 0.00                   | 0.00                            | 0.00                             | 0.0%                             |
| 4) TOTAL, OTHER FINANCING SOURCES/USES  |                |                         | 0.00                   | 0.00                                      | 0.00                   | 0.00                            |                                  |                                  |

| Description  | Resource Codes | Object Codes | Original Budget<br>(A) | Board Approved<br>Operating Budget<br>(B) | Actuals To Date<br>(C) | Projected Year<br>Totals<br>(D) | Difference<br>(Col B & D)<br>(E) | % Diff<br>Column<br>B & D<br>(F) |
|--|----------------|--------------|------------------------|---|------------------------|---------------------------------|----------------------------------|----------------------------------|
| <b>E. NET INCREASE (DECREASE) IN FUND BALANCE (C + D4)</b> |                |              | (1,800.00)             | (1,800.00)                                | 0.50                   | (1,800.00)                      |                                  |                                  |
| <b>F. FUND BALANCE, RESERVES</b>                           |                |              |                        |   |                        |                                 |                                  |                                  |
| 1) Beginning Fund Balance                                  |                |              |                        |   |                        |                                 |                                  |                                  |
| a) As of July 1 - Unaudited                                |                | 9791         | 30,722.73              | 30,722.73                                 |                        | 30,722.73                       | 0.00                             | 0.0%                             |
| b) Audit Adjustments                                       |                | 9793         | 0.00                   | 0.00                                      |                        | 0.00                            | 0.00                             | 0.0%                             |
| c) As of July 1 - Audited (F1a + F1b)                      |                |              | 30,722.73              | 30,722.73                                 |                        | 30,722.73                       |                                  |                                  |
| d) Other Restatements                                      |                | 9795         | 0.00                   | 0.00                                      |                        | 0.00                            | 0.00                             | 0.0%                             |
| e) Adjusted Beginning Balance (F1c + F1d)                  |                |              | 30,722.73              | 30,722.73                                 |                        | 30,722.73                       |                                  |                                  |
| 2) Ending Balance, June 30 (E + F1e)                       |                |              | 28,922.73              | 28,922.73                                 |                        | 28,922.73                       |                                  |                                  |
| Components of Ending Fund Balance                          |                |              |                        |   |                        |                                 |                                  |                                  |
| a) Nonspendable  |                |              |                        |   |                        |                                 |                                  |                                  |
| Revolving Cash   |                | 9711         | 0.00                   | 0.00                                      |                        | 0.00                            |                                  |                                  |
| Stores   |                | 9712         | 0.00                   | 0.00                                      |                        | 0.00                            |                                  |                                  |
| Prepaid Items  |                | 9713         | 0.00                   | 0.00                                      |                        | 0.00                            |                                  |                                  |
| All Others   |                | 9719         | 0.00                   | 0.00                                      |                        | 0.00                            |                                  |                                  |
| b) Restricted  |                | 9740         | 26,560.00              | 26,560.00                                 |                        | 26,560.00                       |                                  |                                  |
| c) Committed   |                |              |                        |   |                        |                                 |                                  |                                  |
| Stabilization Arrangements                                 |                | 9750         | 0.00                   | 0.00                                      |                        | 0.00                            |                                  |                                  |
| Other Commitments  |                | 9760         | 0.00                   | 0.00                                      |                        | 0.00                            |                                  |                                  |
| d) Assigned  |                |              |                        |   |                        |                                 |                                  |                                  |
| Other Assignments  |                | 9780         | 0.00                   | 0.00                                      |                        | 2,362.73                        |                                  |                                  |
| e) Unassigned/Unappropriated                               |                |              |                        |   |                        |                                 |                                  |                                  |
| Reserve for Economic Uncertainties                         |                | 9789         | 0.00                   | 2,362.73                                  |                        | 0.00                            |                                  |                                  |
| Unassigned/Unappropriated Amount                           |                | 9790         | 2,362.73               | 0.00                                      |                        | 0.00                            |                                  |                                  |

| Description  | Resource Codes | Object Codes | Original Budget<br>(A) | Board Approved<br>Operating Budget<br>(B) | Actuals To Date<br>(C) | Projected Year<br>Totals<br>(D) | Difference<br>(Col B & D)<br>(E) | % Diff<br>Column<br>B & D<br>(F) |
|--|----------------|--------------|------------------------|---|------------------------|---------------------------------|----------------------------------|----------------------------------|
| <b>LCFF SOURCES</b>  |                |              |                        |   |                        |                                 |                                  |                                  |
| LCFF Transfers   |                |              |                        |   |                        |                                 |                                  |                                  |
| LCFF Transfers - Current Year                                  |                | 8091         | 0.00                   | 0.00                                      | 0.00                   | 0.00                            | 0.00                             | 0.0%                             |
| LCFF/Revenue Limit Transfers - Prior Years                     |                | 8099         | 0.00                   | 0.00                                      | 0.00                   | 0.00                            | 0.00                             | 0.0%                             |
| <b>TOTAL, LCFF SOURCES</b>                                     |                |              | 0.00                   | 0.00                                      | 0.00                   | 0.00                            | 0.00                             | 0.0%                             |
| <b>OTHER STATE REVENUE</b>                                     |                |              |                        |   |                        |                                 |                                  |                                  |
| All Other State Revenue  |                | 8590         | 0.00                   | 0.00                                      | 0.00                   | 0.00                            | 0.00                             | 0.0%                             |
| <b>TOTAL, OTHER STATE REVENUE</b>                              |                |              | 0.00                   | 0.00                                      | 0.00                   | 0.00                            | 0.00                             | 0.0%                             |
| <b>OTHER LOCAL REVENUE</b>                                     |                |              |                        |   |                        |                                 |                                  |                                  |
| Community Redevelopment Funds<br>Not Subject to LCFF Deduction |                | 8625         | 0.00                   | 0.00                                      | 0.00                   | 0.00                            | 0.00                             | 0.0%                             |
| Sales  |                |              |                        |   |                        |                                 |                                  |                                  |
| Sale of Equipment/Supplies                                     |                | 8631         | 0.00                   | 0.00                                      | 0.00                   | 0.00                            | 0.00                             | 0.0%                             |
| Interest   |                | 8660         | 200.00                 | 200.00                                    | 0.50                   | 200.00                          | 0.00                             | 0.0%                             |
| Net Increase (Decrease) in the Fair Value of Investments       |                | 8662         | 0.00                   | 0.00                                      | 0.00                   | 0.00                            | 0.00                             | 0.0%                             |
| Other Local Revenue  |                |              |                        |   |                        |                                 |                                  |                                  |
| All Other Local Revenue  |                | 8699         | 0.00                   | 0.00                                      | 0.00                   | 0.00                            | 0.00                             | 0.0%                             |
| All Other Transfers In from All Others                         |                | 8799         | 0.00                   | 0.00                                      | 0.00                   | 0.00                            | 0.00                             | 0.0%                             |
| <b>TOTAL, OTHER LOCAL REVENUE</b>                              |                |              | 200.00                 | 200.00                                    | 0.50                   | 200.00                          | 0.00                             | 0.0%                             |
| <b>TOTAL, REVENUES</b>   |                |              | 200.00                 | 200.00                                    | 0.50                   | 200.00                          |                                  |                                  |

| Description   | Resource Codes | Object Codes | Original Budget<br>(A) | Board Approved<br>Operating Budget<br>(B) | Actuals To Date<br>(C) | Projected Year<br>Totals<br>(D) | Difference<br>(Col B & D)<br>(E) | % Diff<br>Column<br>B & D<br>(F) |
|---|----------------|--------------|------------------------|---|------------------------|---------------------------------|----------------------------------|----------------------------------|
| <b>CLASSIFIED SALARIES</b>  |                |              |                        |   |                        |                                 |                                  |                                  |
| Classified Support Salaries                                       |                | 2200         | 0.00                   | 0.00                                      | 0.00                   | 0.00                            | 0.00                             | 0.0%                             |
| Other Classified Salaries   |                | 2900         | 0.00                   | 0.00                                      | 0.00                   | 0.00                            | 0.00                             | 0.0%                             |
| <b>TOTAL, CLASSIFIED SALARIES</b>                                 |                |              | <b>0.00</b>            | <b>0.00</b>                               | <b>0.00</b>            | <b>0.00</b>                     | <b>0.00</b>                      | <b>0.0%</b>                      |
| <b>EMPLOYEE BENEFITS</b>  |                |              |                        |   |                        |                                 |                                  |                                  |
| STRS  |                | 3101-3102    | 0.00                   | 0.00                                      | 0.00                   | 0.00                            | 0.00                             | 0.0%                             |
| PERS  |                | 3201-3202    | 0.00                   | 0.00                                      | 0.00                   | 0.00                            | 0.00                             | 0.0%                             |
| OASDI/Medicare/Alternative  |                | 3301-3302    | 0.00                   | 0.00                                      | 0.00                   | 0.00                            | 0.00                             | 0.0%                             |
| Health and Welfare Benefits                                       |                | 3401-3402    | 0.00                   | 0.00                                      | 0.00                   | 0.00                            | 0.00                             | 0.0%                             |
| Unemployment Insurance  |                | 3501-3502    | 0.00                   | 0.00                                      | 0.00                   | 0.00                            | 0.00                             | 0.0%                             |
| Workers' Compensation   |                | 3601-3602    | 0.00                   | 0.00                                      | 0.00                   | 0.00                            | 0.00                             | 0.0%                             |
| OPEB, Allocated   |                | 3701-3702    | 0.00                   | 0.00                                      | 0.00                   | 0.00                            | 0.00                             | 0.0%                             |
| OPEB, Active Employees  |                | 3751-3752    | 0.00                   | 0.00                                      | 0.00                   | 0.00                            | 0.00                             | 0.0%                             |
| Other Employee Benefits   |                | 3901-3902    | 0.00                   | 0.00                                      | 0.00                   | 0.00                            | 0.00                             | 0.0%                             |
| <b>TOTAL, EMPLOYEE BENEFITS</b>                                   |                |              | <b>0.00</b>            | <b>0.00</b>                               | <b>0.00</b>            | <b>0.00</b>                     | <b>0.00</b>                      | <b>0.0%</b>                      |
| <b>BOOKS AND SUPPLIES</b>   |                |              |                        |   |                        |                                 |                                  |                                  |
| Books and Other Reference Materials                               |                | 4200         | 0.00                   | 0.00                                      | 0.00                   | 0.00                            | 0.00                             | 0.0%                             |
| Materials and Supplies  |                | 4300         | 0.00                   | 0.00                                      | 0.00                   | 0.00                            | 0.00                             | 0.0%                             |
| Noncapitalized Equipment  |                | 4400         | 0.00                   | 0.00                                      | 0.00                   | 0.00                            | 0.00                             | 0.0%                             |
| <b>TOTAL, BOOKS AND SUPPLIES</b>                                  |                |              | <b>0.00</b>            | <b>0.00</b>                               | <b>0.00</b>            | <b>0.00</b>                     | <b>0.00</b>                      | <b>0.0%</b>                      |
| <b>SERVICES AND OTHER OPERATING EXPENDITURES</b>                  |                |              |                        |   |                        |                                 |                                  |                                  |
| Subagreements for Services  |                | 5100         | 0.00                   | 0.00                                      | 0.00                   | 0.00                            | 0.00                             | 0.0%                             |
| Travel and Conferences  |                | 5200         | 0.00                   | 0.00                                      | 0.00                   | 0.00                            | 0.00                             | 0.0%                             |
| Rentals, Leases, Repairs, and Noncapitalized Improvements         |                | 5600         | 2,000.00               | 2,000.00                                  | 0.00                   | 2,000.00                        | 0.00                             | 0.0%                             |
| Transfers of Direct Costs   |                | 5710         | 0.00                   | 0.00                                      | 0.00                   | 0.00                            | 0.00                             | 0.0%                             |
| Transfers of Direct Costs - Interfund                             |                | 5750         | 0.00                   | 0.00                                      | 0.00                   | 0.00                            | 0.00                             | 0.0%                             |
| Professional/Consulting Services and Operating Expenditures       |                | 5800         | 0.00                   | 0.00                                      | 0.00                   | 0.00                            | 0.00                             | 0.0%                             |
| <b>TOTAL, SERVICES AND OTHER OPERATING EXPENDITURES</b>           |                |              | <b>2,000.00</b>        | <b>2,000.00</b>                           | <b>0.00</b>            | <b>2,000.00</b>                 | <b>0.00</b>                      | <b>0.0%</b>                      |
| <b>CAPITAL OUTLAY</b>   |                |              |                        |   |                        |                                 |                                  |                                  |
| Land Improvements   |                | 6170         | 0.00                   | 0.00                                      | 0.00                   | 0.00                            | 0.00                             | 0.0%                             |
| Buildings and Improvements of Buildings                           |                | 6200         | 0.00                   | 0.00                                      | 0.00                   | 0.00                            | 0.00                             | 0.0%                             |
| Equipment   |                | 6400         | 0.00                   | 0.00                                      | 0.00                   | 0.00                            | 0.00                             | 0.0%                             |
| Equipment Replacement   |                | 6500         | 0.00                   | 0.00                                      | 0.00                   | 0.00                            | 0.00                             | 0.0%                             |
| Lease Assets  |                | 6600         | 0.00                   | 0.00                                      | 0.00                   | 0.00                            | 0.00                             | 0.0%                             |
| <b>TOTAL, CAPITAL OUTLAY</b>                                      |                |              | <b>0.00</b>            | <b>0.00</b>                               | <b>0.00</b>            | <b>0.00</b>                     | <b>0.00</b>                      | <b>0.0%</b>                      |
| <b>OTHER OUTGO (excluding Transfers of Indirect Costs)</b>        |                |              |                        |   |                        |                                 |                                  |                                  |
| Debt Service  |                |              |                        |   |                        |                                 |                                  |                                  |
| Debt Service - Interest   |                | 7438         | 0.00                   | 0.00                                      | 0.00                   | 0.00                            | 0.00                             | 0.0%                             |
| Other Debt Service - Principal                                    |                | 7439         | 0.00                   | 0.00                                      | 0.00                   | 0.00                            | 0.00                             | 0.0%                             |
| <b>TOTAL, OTHER OUTGO (excluding Transfers of Indirect Costs)</b> |                |              | <b>0.00</b>            | <b>0.00</b>                               | <b>0.00</b>            | <b>0.00</b>                     | <b>0.00</b>                      | <b>0.0%</b>                      |
| <b>TOTAL, EXPENDITURES</b>  |                |              | <b>2,000.00</b>        | <b>2,000.00</b>                           | <b>0.00</b>            | <b>2,000.00</b>                 |                                  |                                  |

| Description   | Resource Codes | Object Codes | Original Budget<br>(A) | Board Approved<br>Operating Budget<br>(B) | Actuals To Date<br>(C) | Projected Year<br>Totals<br>(D) | Difference<br>(Col B & D)<br>(E) | % Diff<br>Column<br>B & D<br>(F) |
|---|----------------|--------------|------------------------|---|------------------------|---------------------------------|----------------------------------|----------------------------------|
| <b>INTERFUND TRANSFERS</b>  |                |              |                        |   |                        |                                 |                                  |                                  |
| <b>INTERFUND TRANSFERS IN</b>                                     |                |              |                        |   |                        |                                 |                                  |                                  |
| Other Authorized Interfund Transfers In                           |                | 8919         | 0.00                   | 0.00                                      | 0.00                   | 0.00                            | 0.00                             | 0.0%                             |
| <b>(a) TOTAL, INTERFUND TRANSFERS IN</b>                          |                |              | 0.00                   | 0.00                                      | 0.00                   | 0.00                            | 0.00                             | 0.0%                             |
| <b>INTERFUND TRANSFERS OUT</b>                                    |                |              |                        |   |                        |                                 |                                  |                                  |
| Other Authorized Interfund Transfers Out                          |                | 7619         | 0.00                   | 0.00                                      | 0.00                   | 0.00                            | 0.00                             | 0.0%                             |
| <b>(b) TOTAL, INTERFUND TRANSFERS OUT</b>                         |                |              | 0.00                   | 0.00                                      | 0.00                   | 0.00                            | 0.00                             | 0.0%                             |
| <b>OTHER SOURCES/USES</b>   |                |              |                        |   |                        |                                 |                                  |                                  |
| <b>SOURCES</b>  |                |              |                        |   |                        |                                 |                                  |                                  |
| Other Sources   |                |              |                        |   |                        |                                 |                                  |                                  |
| Transfers from Funds of Lapsed/Reorganized LEAs                   |                | 8965         | 0.00                   | 0.00                                      | 0.00                   | 0.00                            | 0.00                             | 0.0%                             |
| Long-Term Debt Proceeds   |                |              |                        |   |                        |                                 |                                  |                                  |
| Proceeds from Leases  |                | 8972         | 0.00                   | 0.00                                      | 0.00                   | 0.00                            | 0.00                             | 0.0%                             |
| All Other Financing Sources                                       |                | 8979         | 0.00                   | 0.00                                      | 0.00                   | 0.00                            | 0.00                             | 0.0%                             |
| <b>(c) TOTAL, SOURCES</b>   |                |              | 0.00                   | 0.00                                      | 0.00                   | 0.00                            | 0.00                             | 0.0%                             |
| <b>USES</b>   |                |              |                        |   |                        |                                 |                                  |                                  |
| Transfers of Funds from Lapsed/Reorganized LEAs                   |                | 7651         | 0.00                   | 0.00                                      | 0.00                   | 0.00                            | 0.00                             | 0.0%                             |
| All Other Financing Uses  |                | 7699         | 0.00                   | 0.00                                      | 0.00                   | 0.00                            | 0.00                             | 0.0%                             |
| <b>(d) TOTAL, USES</b>  |                |              | 0.00                   | 0.00                                      | 0.00                   | 0.00                            | 0.00                             | 0.0%                             |
| <b>CONTRIBUTIONS</b>  |                |              |                        |   |                        |                                 |                                  |                                  |
| Contributions from Unrestricted Revenues                          |                | 8980         | 0.00                   | 0.00                                      | 0.00                   | 0.00                            | 0.00                             | 0.0%                             |
| Contributions from Restricted Revenues                            |                | 8990         | 0.00                   | 0.00                                      | 0.00                   | 0.00                            | 0.00                             | 0.0%                             |
| <b>(e) TOTAL, CONTRIBUTIONS</b>                                   |                |              | 0.00                   | 0.00                                      | 0.00                   | 0.00                            | 0.00                             | 0.0%                             |
| <b>TOTAL, OTHER FINANCING SOURCES/USES</b><br>(a - b + c - d + e) |                |              | 0.00                   | 0.00                                      | 0.00                   | 0.00                            |                                  |                                  |

| <b>Resource</b>           | <b>Description</b>                                      | <b>2021/22<br/>Projected Year Totals</b> |
|---------------------------|---|--|
| 8150                      | Ongoing & Major Maintenance Account (RMA: Education Cor | 26,560.00                                |
| Total, Restricted Balance |   | <u>26,560.00</u>                         |

| Description   | Resource Codes | Object Codes            | Original Budget<br>(A) | Board Approved<br>Operating Budget<br>(B) | Actuals To Date<br>(C) | Projected Year<br>Totals<br>(D) | Difference<br>(Col B & D)<br>(E) | % Diff<br>Column<br>B & D<br>(F) |
|---|----------------|-------------------------|------------------------|---|------------------------|---------------------------------|----------------------------------|----------------------------------|
| <b>A. REVENUES</b>  |                |                         |                        |   |                        |                                 |                                  |                                  |
| 1) LCFF Sources   |                | 8010-8099               | 0.00                   | 0.00                                      | 0.00                   | 0.00                            | 0.00                             | 0.0%                             |
| 2) Federal Revenue  |                | 8100-8299               | 0.00                   | 0.00                                      | 0.00                   | 0.00                            | 0.00                             | 0.0%                             |
| 3) Other State Revenue  |                | 8300-8599               | 0.00                   | 0.00                                      | 0.00                   | 0.00                            | 0.00                             | 0.0%                             |
| 4) Other Local Revenue  |                | 8600-8799               | 15,000.00              | 15,000.00                                 | 342.59                 | 15,000.00                       | 0.00                             | 0.0%                             |
| 5) TOTAL, REVENUES  |                |                         | 15,000.00              | 15,000.00                                 | 342.59                 | 15,000.00                       |                                  |                                  |
| <b>B. EXPENDITURES</b>  |                |                         |                        |   |                        |                                 |                                  |                                  |
| 1) Certificated Salaries  |                | 1000-1999               | 0.00                   | 0.00                                      | 0.00                   | 0.00                            | 0.00                             | 0.0%                             |
| 2) Classified Salaries  |                | 2000-2999               | 0.00                   | 0.00                                      | 0.00                   | 0.00                            | 0.00                             | 0.0%                             |
| 3) Employee Benefits  |                | 3000-3999               | 0.00                   | 0.00                                      | 0.00                   | 0.00                            | 0.00                             | 0.0%                             |
| 4) Books and Supplies   |                | 4000-4999               | 195,276.00             | 195,276.00                                | 14,767.45              | 195,276.00                      | 0.00                             | 0.0%                             |
| 5) Services and Other Operating Expenditures  |                | 5000-5999               | 29,846.00              | 29,846.00                                 | 3,066.00               | 29,846.00                       | 0.00                             | 0.0%                             |
| 6) Capital Outlay   |                | 6000-6999               | 2,343,316.00           | 2,343,316.00                              | 983,623.37             | 2,343,316.00                    | 0.00                             | 0.0%                             |
| 7) Other Outgo (excluding Transfers of Indirect Costs)  |                | 7100-7299,<br>7400-7499 | 0.00                   | 0.00                                      | 0.00                   | 0.00                            | 0.00                             | 0.0%                             |
| 8) Other Outgo - Transfers of Indirect Costs  |                | 7300-7399               | 0.00                   | 0.00                                      | 0.00                   | 0.00                            | 0.00                             | 0.0%                             |
| 9) TOTAL, EXPENDITURES  |                |                         | 2,568,438.00           | 2,568,438.00                              | 1,001,456.82           | 2,568,438.00                    |                                  |                                  |
| <b>C. EXCESS (DEFICIENCY) OF REVENUES OVER EXPENDITURES BEFORE OTHER FINANCING SOURCES AND USES (A5 - B9)</b> |                |                         | (2,553,438.00)         | (2,553,438.00)                            | (1,001,114.23)         | (2,553,438.00)                  |                                  |                                  |
| <b>D. OTHER FINANCING SOURCES/USES</b>  |                |                         |                        |   |                        |                                 |                                  |                                  |
| 1) Interfund Transfers  |                |                         |                        |   |                        |                                 |                                  |                                  |
| a) Transfers In   |                | 8900-8929               | 0.00                   | 0.00                                      | 0.00                   | 0.00                            | 0.00                             | 0.0%                             |
| b) Transfers Out  |                | 7600-7629               | 0.00                   | 0.00                                      | 0.00                   | 0.00                            | 0.00                             | 0.0%                             |
| 2) Other Sources/Uses   |                |                         |                        |   |                        |                                 |                                  |                                  |
| a) Sources  |                | 8930-8979               | 0.00                   | 0.00                                      | 0.00                   | 0.00                            | 0.00                             | 0.0%                             |
| b) Uses   |                | 7630-7699               | 0.00                   | 0.00                                      | 0.00                   | 0.00                            | 0.00                             | 0.0%                             |
| 3) Contributions  |                | 8980-8999               | 0.00                   | 0.00                                      | 0.00                   | 0.00                            | 0.00                             | 0.0%                             |
| 4) TOTAL, OTHER FINANCING SOURCES/USES  |                |                         | 0.00                   | 0.00                                      | 0.00                   | 0.00                            |                                  |                                  |

| Description  | Resource Codes | Object Codes | Original Budget<br>(A) | Board Approved<br>Operating Budget<br>(B) | Actuals To Date<br>(C) | Projected Year<br>Totals<br>(D) | Difference<br>(Col B & D)<br>(E) | % Diff<br>Column<br>B & D<br>(F) |
|--|----------------|--------------|------------------------|---|------------------------|---------------------------------|----------------------------------|----------------------------------|
| <b>E. NET INCREASE (DECREASE) IN FUND<br/>BALANCE (C + D4)</b> |                |              | (2,553,438.00)         | (2,553,438.00)                            | (1,001,114.23)         | (2,553,438.00)                  |                                  |                                  |
| <b>F. FUND BALANCE, RESERVES</b>                               |                |              |                        |   |                        |                                 |                                  |                                  |
| 1) Beginning Fund Balance                                      |                |              |                        |   |                        |                                 |                                  |                                  |
| a) As of July 1 - Unaudited                                    |                | 9791         | 3,129,364.04           | 3,129,364.04                              |                        | 3,129,364.04                    | 0.00                             | 0.0%                             |
| b) Audit Adjustments   |                | 9793         | 0.00                   | 0.00                                      |                        | 0.00                            | 0.00                             | 0.0%                             |
| c) As of July 1 - Audited (F1a + F1b)                          |                |              | 3,129,364.04           | 3,129,364.04                              |                        | 3,129,364.04                    |                                  |                                  |
| d) Other Restatements  |                | 9795         | 0.00                   | 0.00                                      |                        | 0.00                            | 0.00                             | 0.0%                             |
| e) Adjusted Beginning Balance (F1c + F1d)                      |                |              | 3,129,364.04           | 3,129,364.04                              |                        | 3,129,364.04                    |                                  |                                  |
| 2) Ending Balance, June 30 (E + F1e)                           |                |              | 575,926.04             | 575,926.04                                |                        | 575,926.04                      |                                  |                                  |
| Components of Ending Fund Balance                              |                |              |                        |   |                        |                                 |                                  |                                  |
| a) Nonspendable  |                |              |                        |   |                        |                                 |                                  |                                  |
| Revolving Cash   |                | 9711         | 0.00                   | 0.00                                      |                        | 0.00                            |                                  |                                  |
| Stores   |                | 9712         | 0.00                   | 0.00                                      |                        | 0.00                            |                                  |                                  |
| Prepaid Items  |                | 9713         | 0.00                   | 0.00                                      |                        | 0.00                            |                                  |                                  |
| All Others   |                | 9719         | 0.00                   | 0.00                                      |                        | 0.00                            |                                  |                                  |
| b) Legally Restricted Balance                                  |                | 9740         | 0.00                   | 0.00                                      |                        | 0.00                            |                                  |                                  |
| c) Committed   |                |              |                        |   |                        |                                 |                                  |                                  |
| Stabilization Arrangements                                     |                | 9750         | 0.00                   | 0.00                                      |                        | 0.00                            |                                  |                                  |
| Other Commitments  |                | 9760         | 0.00                   | 0.00                                      |                        | 0.00                            |                                  |                                  |
| d) Assigned  |                |              |                        |   |                        |                                 |                                  |                                  |
| Other Assignments  |                | 9780         | 575,926.04             | 575,926.04                                |                        | 575,926.04                      |                                  |                                  |
| e) Unassigned/Unappropriated                                   |                |              |                        |   |                        |                                 |                                  |                                  |
| Reserve for Economic Uncertainties                             |                | 9789         | 0.00                   | 0.00                                      |                        | 0.00                            |                                  |                                  |
| Unassigned/Unappropriated Amount                               |                | 9790         | 0.00                   | 0.00                                      |                        | 0.00                            |                                  |                                  |



| Description  | Resource Codes | Object Codes | Original Budget<br>(A) | Board Approved<br>Operating Budget<br>(B) | Actuals To Date<br>(C) | Projected Year<br>Totals<br>(D) | Difference<br>(Col B & D)<br>(E) | % Diff<br>Column<br>B & D<br>(F) |
|--|----------------|--------------|------------------------|---|------------------------|---------------------------------|----------------------------------|----------------------------------|
| <b>FEDERAL REVENUE</b>   |                |              |                        |   |                        |                                 |                                  |                                  |
| FEMA   |                | 8281         | 0.00                   | 0.00                                      | 0.00                   | 0.00                            | 0.00                             | 0.0%                             |
| All Other Federal Revenue                                      |                | 8290         | 0.00                   | 0.00                                      | 0.00                   | 0.00                            | 0.00                             | 0.0%                             |
| <b>TOTAL, FEDERAL REVENUE</b>                                  |                |              | 0.00                   | 0.00                                      | 0.00                   | 0.00                            | 0.00                             | 0.0%                             |
| <b>OTHER STATE REVENUE</b>                                     |                |              |                        |   |                        |                                 |                                  |                                  |
| Tax Relief Subventions<br>Restricted Levies - Other            |                |              |                        |   |                        |                                 |                                  |                                  |
| Homeowners' Exemptions   |                | 8575         | 0.00                   | 0.00                                      | 0.00                   | 0.00                            | 0.00                             | 0.0%                             |
| Other Subventions/In-Lieu Taxes                                |                | 8576         | 0.00                   | 0.00                                      | 0.00                   | 0.00                            | 0.00                             | 0.0%                             |
| All Other State Revenue  |                | 8590         | 0.00                   | 0.00                                      | 0.00                   | 0.00                            | 0.00                             | 0.0%                             |
| <b>TOTAL, OTHER STATE REVENUE</b>                              |                |              | 0.00                   | 0.00                                      | 0.00                   | 0.00                            | 0.00                             | 0.0%                             |
| <b>OTHER LOCAL REVENUE</b>                                     |                |              |                        |   |                        |                                 |                                  |                                  |
| County and District Taxes                                      |                |              |                        |   |                        |                                 |                                  |                                  |
| Other Restricted Levies<br>Secured Roll                        |                |              |                        |   |                        |                                 |                                  |                                  |
| Unsecured Roll   |                | 8615         | 0.00                   | 0.00                                      | 0.00                   | 0.00                            | 0.00                             | 0.0%                             |
| Prior Years' Taxes   |                | 8616         | 0.00                   | 0.00                                      | 0.00                   | 0.00                            | 0.00                             | 0.0%                             |
| Supplemental Taxes   |                | 8617         | 0.00                   | 0.00                                      | 0.00                   | 0.00                            | 0.00                             | 0.0%                             |
| Non-Ad Valorem Taxes<br>Parcel Taxes                           |                | 8618         | 0.00                   | 0.00                                      | 0.00                   | 0.00                            | 0.00                             | 0.0%                             |
| Other  |                | 8621         | 0.00                   | 0.00                                      | 0.00                   | 0.00                            | 0.00                             | 0.0%                             |
| Other  |                | 8622         | 0.00                   | 0.00                                      | 0.00                   | 0.00                            | 0.00                             | 0.0%                             |
| Community Redevelopment Funds<br>Not Subject to LCFF Deduction |                |              |                        |   |                        |                                 |                                  |                                  |
| Penalties and Interest from Delinquent<br>Non-LCFF Taxes       |                | 8625         | 0.00                   | 0.00                                      | 0.00                   | 0.00                            | 0.00                             | 0.0%                             |
| Penalties and Interest from Delinquent<br>Non-LCFF Taxes       |                | 8629         | 0.00                   | 0.00                                      | 0.00                   | 0.00                            | 0.00                             | 0.0%                             |
| Sales  |                |              |                        |   |                        |                                 |                                  |                                  |
| Sale of Equipment/Supplies                                     |                | 8631         | 0.00                   | 0.00                                      | 0.00                   | 0.00                            | 0.00                             | 0.0%                             |
| Leases and Rentals   |                | 8650         | 0.00                   | 0.00                                      | 0.00                   | 0.00                            | 0.00                             | 0.0%                             |
| Interest   |                | 8660         | 15,000.00              | 15,000.00                                 | 342.59                 | 15,000.00                       | 0.00                             | 0.0%                             |
| Net Increase (Decrease) in the Fair Value of Investments       |                | 8662         | 0.00                   | 0.00                                      | 0.00                   | 0.00                            | 0.00                             | 0.0%                             |
| Other Local Revenue  |                |              |                        |   |                        |                                 |                                  |                                  |
| All Other Local Revenue  |                | 8699         | 0.00                   | 0.00                                      | 0.00                   | 0.00                            | 0.00                             | 0.0%                             |
| All Other Transfers In from All Others                         |                | 8799         | 0.00                   | 0.00                                      | 0.00                   | 0.00                            | 0.00                             | 0.0%                             |
| <b>TOTAL, OTHER LOCAL REVENUE</b>                              |                |              | 15,000.00              | 15,000.00                                 | 342.59                 | 15,000.00                       | 0.00                             | 0.0%                             |
| <b>TOTAL, REVENUES</b>   |                |              | 15,000.00              | 15,000.00                                 | 342.59                 | 15,000.00                       |                                  |                                  |

| Description   | Resource Codes | Object Codes | Original Budget<br>(A) | Board Approved<br>Operating Budget<br>(B) | Actuals To Date<br>(C) | Projected Year<br>Totals<br>(D) | Difference<br>(Col B & D)<br>(E) | % Diff<br>Column<br>B & D<br>(F) |
|---|----------------|--------------|------------------------|---|------------------------|---------------------------------|----------------------------------|----------------------------------|
| <b>CLASSIFIED SALARIES</b>                                  |                |              |                        |   |                        |                                 |                                  |                                  |
| Classified Support Salaries                                 |                | 2200         | 0.00                   | 0.00                                      | 0.00                   | 0.00                            | 0.00                             | 0.0%                             |
| Classified Supervisors' and Administrators' Salaries        |                | 2300         | 0.00                   | 0.00                                      | 0.00                   | 0.00                            | 0.00                             | 0.0%                             |
| Clerical, Technical and Office Salaries                     |                | 2400         | 0.00                   | 0.00                                      | 0.00                   | 0.00                            | 0.00                             | 0.0%                             |
| Other Classified Salaries                                   |                | 2900         | 0.00                   | 0.00                                      | 0.00                   | 0.00                            | 0.00                             | 0.0%                             |
| <b>TOTAL, CLASSIFIED SALARIES</b>                           |                |              | 0.00                   | 0.00                                      | 0.00                   | 0.00                            | 0.00                             | 0.0%                             |
| <b>EMPLOYEE BENEFITS</b>                                    |                |              |                        |   |                        |                                 |                                  |                                  |
| STRS  |                | 3101-3102    | 0.00                   | 0.00                                      | 0.00                   | 0.00                            | 0.00                             | 0.0%                             |
| PERS  |                | 3201-3202    | 0.00                   | 0.00                                      | 0.00                   | 0.00                            | 0.00                             | 0.0%                             |
| OASDI/Medicare/Alternative                                  |                | 3301-3302    | 0.00                   | 0.00                                      | 0.00                   | 0.00                            | 0.00                             | 0.0%                             |
| Health and Welfare Benefits                                 |                | 3401-3402    | 0.00                   | 0.00                                      | 0.00                   | 0.00                            | 0.00                             | 0.0%                             |
| Unemployment Insurance                                      |                | 3501-3502    | 0.00                   | 0.00                                      | 0.00                   | 0.00                            | 0.00                             | 0.0%                             |
| Workers' Compensation                                       |                | 3601-3602    | 0.00                   | 0.00                                      | 0.00                   | 0.00                            | 0.00                             | 0.0%                             |
| OPEB, Allocated   |                | 3701-3702    | 0.00                   | 0.00                                      | 0.00                   | 0.00                            | 0.00                             | 0.0%                             |
| OPEB, Active Employees                                      |                | 3751-3752    | 0.00                   | 0.00                                      | 0.00                   | 0.00                            | 0.00                             | 0.0%                             |
| Other Employee Benefits                                     |                | 3901-3902    | 0.00                   | 0.00                                      | 0.00                   | 0.00                            | 0.00                             | 0.0%                             |
| <b>TOTAL, EMPLOYEE BENEFITS</b>                             |                |              | 0.00                   | 0.00                                      | 0.00                   | 0.00                            | 0.00                             | 0.0%                             |
| <b>BOOKS AND SUPPLIES</b>                                   |                |              |                        |   |                        |                                 |                                  |                                  |
| Books and Other Reference Materials                         |                | 4200         | 0.00                   | 0.00                                      | 0.00                   | 0.00                            | 0.00                             | 0.0%                             |
| Materials and Supplies                                      |                | 4300         | 0.00                   | 0.00                                      | 0.00                   | 0.00                            | 0.00                             | 0.0%                             |
| Noncapitalized Equipment                                    |                | 4400         | 195,276.00             | 195,276.00                                | 14,767.45              | 195,276.00                      | 0.00                             | 0.0%                             |
| <b>TOTAL, BOOKS AND SUPPLIES</b>                            |                |              | 195,276.00             | 195,276.00                                | 14,767.45              | 195,276.00                      | 0.00                             | 0.0%                             |
| <b>SERVICES AND OTHER OPERATING EXPENDITURES</b>            |                |              |                        |   |                        |                                 |                                  |                                  |
| Subagreements for Services                                  |                | 5100         | 0.00                   | 0.00                                      | 0.00                   | 0.00                            | 0.00                             | 0.0%                             |
| Travel and Conferences                                      |                | 5200         | 0.00                   | 0.00                                      | 0.00                   | 0.00                            | 0.00                             | 0.0%                             |
| Insurance   |                | 5400-5450    | 0.00                   | 0.00                                      | 0.00                   | 0.00                            | 0.00                             | 0.0%                             |
| Operations and Housekeeping Services                        |                | 5500         | 0.00                   | 0.00                                      | 0.00                   | 0.00                            | 0.00                             | 0.0%                             |
| Rentals, Leases, Repairs, and Noncapitalized Improvements   |                | 5600         | 16,680.00              | 16,680.00                                 | 0.00                   | 16,680.00                       | 0.00                             | 0.0%                             |
| Transfers of Direct Costs                                   |                | 5710         | 0.00                   | 0.00                                      | 0.00                   | 0.00                            | 0.00                             | 0.0%                             |
| Transfers of Direct Costs - Interfund                       |                | 5750         | 0.00                   | 0.00                                      | 0.00                   | 0.00                            | 0.00                             | 0.0%                             |
| Professional/Consulting Services and Operating Expenditures |                | 5800         | 13,166.00              | 13,166.00                                 | 3,066.00               | 13,166.00                       | 0.00                             | 0.0%                             |
| Communications  |                | 5900         | 0.00                   | 0.00                                      | 0.00                   | 0.00                            | 0.00                             | 0.0%                             |
| <b>TOTAL, SERVICES AND OTHER OPERATING EXPENDITURES</b>     |                |              | 29,846.00              | 29,846.00                                 | 3,066.00               | 29,846.00                       | 0.00                             | 0.0%                             |

| Description  | Resource Codes | Object Codes | Original Budget<br>(A) | Board Approved<br>Operating Budget<br>(B) | Actuals To Date<br>(C) | Projected Year<br>Totals<br>(D) | Difference<br>(Col B & D)<br>(E) | % Diff<br>Column<br>B & D<br>(F) |
|--|----------------|--------------|------------------------|---|------------------------|---------------------------------|----------------------------------|----------------------------------|
| <b>CAPITAL OUTLAY</b>  |                |              |                        |   |                        |                                 |                                  |                                  |
| Land   |                | 6100         | 0.00                   | 0.00                                      | 0.00                   | 0.00                            | 0.00                             | 0.0%                             |
| Land Improvements  |                | 6170         | 0.00                   | 0.00                                      | 290,131.48             | 0.00                            | 0.00                             | 0.0%                             |
| Buildings and Improvements of Buildings  |                | 6200         | 2,343,316.00           | 2,343,316.00                              | 693,491.89             | 2,343,316.00                    | 0.00                             | 0.0%                             |
| Books and Media for New School Libraries<br>or Major Expansion of School Libraries |                | 6300         | 0.00                   | 0.00                                      | 0.00                   | 0.00                            | 0.00                             | 0.0%                             |
| Equipment  |                | 6400         | 0.00                   | 0.00                                      | 0.00                   | 0.00                            | 0.00                             | 0.0%                             |
| Equipment Replacement  |                | 6500         | 0.00                   | 0.00                                      | 0.00                   | 0.00                            | 0.00                             | 0.0%                             |
| Lease Assets   |                | 6600         | 0.00                   | 0.00                                      | 0.00                   | 0.00                            | 0.00                             | 0.0%                             |
| <b>TOTAL, CAPITAL OUTLAY</b>   |                |              | <b>2,343,316.00</b>    | <b>2,343,316.00</b>                       | <b>983,623.37</b>      | <b>2,343,316.00</b>             | <b>0.00</b>                      | <b>0.0%</b>                      |
| <b>OTHER OUTGO (excluding Transfers of Indirect Costs)</b>                         |                |              |                        |   |                        |                                 |                                  |                                  |
| Other Transfers Out  |                |              |                        |   |                        |                                 |                                  |                                  |
| All Other Transfers Out to All Others  |                | 7299         | 0.00                   | 0.00                                      | 0.00                   | 0.00                            | 0.00                             | 0.0%                             |
| Debt Service   |                |              |                        |   |                        |                                 |                                  |                                  |
| Repayment of State School Building Fund<br>Aid - Proceeds from Bonds               |                | 7435         | 0.00                   | 0.00                                      | 0.00                   | 0.00                            | 0.00                             | 0.0%                             |
| Debt Service - Interest  |                | 7438         | 0.00                   | 0.00                                      | 0.00                   | 0.00                            | 0.00                             | 0.0%                             |
| Other Debt Service - Principal   |                | 7439         | 0.00                   | 0.00                                      | 0.00                   | 0.00                            | 0.00                             | 0.0%                             |
| <b>TOTAL, OTHER OUTGO (excluding Transfers of Indirect Costs)</b>                  |                |              | <b>0.00</b>            | <b>0.00</b>                               | <b>0.00</b>            | <b>0.00</b>                     | <b>0.00</b>                      | <b>0.0%</b>                      |
| <b>TOTAL EXPENDITURES</b>  |                |              | <b>2,568,438.00</b>    | <b>2,568,438.00</b>                       | <b>1,001,456.82</b>    | <b>2,568,438.00</b>             |                                  |                                  |

| Description  | Resource Codes | Object Codes | Original Budget<br>(A) | Board Approved<br>Operating Budget<br>(B) | Actuals To Date<br>(C) | Projected Year<br>Totals<br>(D) | Difference<br>(Col B & D)<br>(E) | % Diff<br>Column<br>B & D<br>(F) |
|--|----------------|--------------|------------------------|---|------------------------|---------------------------------|----------------------------------|----------------------------------|
| <b>INTERFUND TRANSFERS</b>   |                |              |                        |   |                        |                                 |                                  |                                  |
| <b>INTERFUND TRANSFERS IN</b>                                      |                |              |                        |   |                        |                                 |                                  |                                  |
| Other Authorized Interfund Transfers In                            |                | 8919         | 0.00                   | 0.00                                      | 0.00                   | 0.00                            | 0.00                             | 0.0%                             |
| <b>(a) TOTAL, INTERFUND TRANSFERS IN</b>                           |                |              | 0.00                   | 0.00                                      | 0.00                   | 0.00                            | 0.00                             | 0.0%                             |
| <b>INTERFUND TRANSFERS OUT</b>                                     |                |              |                        |   |                        |                                 |                                  |                                  |
| To: State School Building Fund/<br>County School Facilities Fund   |                | 7613         | 0.00                   | 0.00                                      | 0.00                   | 0.00                            | 0.00                             | 0.0%                             |
| Other Authorized Interfund Transfers Out                           |                | 7619         | 0.00                   | 0.00                                      | 0.00                   | 0.00                            | 0.00                             | 0.0%                             |
| <b>(b) TOTAL, INTERFUND TRANSFERS OUT</b>                          |                |              | 0.00                   | 0.00                                      | 0.00                   | 0.00                            | 0.00                             | 0.0%                             |
| <b>OTHER SOURCES/USES</b>  |                |              |                        |   |                        |                                 |                                  |                                  |
| <b>SOURCES</b>   |                |              |                        |   |                        |                                 |                                  |                                  |
| Proceeds   |                |              |                        |   |                        |                                 |                                  |                                  |
| Proceeds from Sale of Bonds  |                | 8951         | 0.00                   | 0.00                                      | 0.00                   | 0.00                            | 0.00                             | 0.0%                             |
| Proceeds from Disposal of<br>Capital Assets                        |                | 8953         | 0.00                   | 0.00                                      | 0.00                   | 0.00                            | 0.00                             | 0.0%                             |
| Other Sources  |                |              |                        |   |                        |                                 |                                  |                                  |
| County School Building Aid   |                | 8961         | 0.00                   | 0.00                                      | 0.00                   | 0.00                            | 0.00                             | 0.0%                             |
| Transfers from Funds of Lapsed/Reorganized LEAs                    |                | 8965         | 0.00                   | 0.00                                      | 0.00                   | 0.00                            | 0.00                             | 0.0%                             |
| Long-Term Debt Proceeds  |                |              |                        |   |                        |                                 |                                  |                                  |
| Proceeds from Certificates of Participation                        |                | 8971         | 0.00                   | 0.00                                      | 0.00                   | 0.00                            | 0.00                             | 0.0%                             |
| Proceeds from Leases   |                | 8972         | 0.00                   | 0.00                                      | 0.00                   | 0.00                            | 0.00                             | 0.0%                             |
| Proceeds from Lease Revenue Bonds                                  |                | 8973         | 0.00                   | 0.00                                      | 0.00                   | 0.00                            | 0.00                             | 0.0%                             |
| All Other Financing Sources  |                | 8979         | 0.00                   | 0.00                                      | 0.00                   | 0.00                            | 0.00                             | 0.0%                             |
| <b>(c) TOTAL, SOURCES</b>  |                |              | 0.00                   | 0.00                                      | 0.00                   | 0.00                            | 0.00                             | 0.0%                             |
| <b>USES</b>  |                |              |                        |   |                        |                                 |                                  |                                  |
| Transfers of Funds from Lapsed/Reorganized LEAs                    |                | 7651         | 0.00                   | 0.00                                      | 0.00                   | 0.00                            | 0.00                             | 0.0%                             |
| All Other Financing Uses   |                | 7699         | 0.00                   | 0.00                                      | 0.00                   | 0.00                            | 0.00                             | 0.0%                             |
| <b>(d) TOTAL, USES</b>   |                |              | 0.00                   | 0.00                                      | 0.00                   | 0.00                            | 0.00                             | 0.0%                             |
| <b>CONTRIBUTIONS</b>   |                |              |                        |   |                        |                                 |                                  |                                  |
| Contributions from Unrestricted Revenues                           |                | 8980         | 0.00                   | 0.00                                      | 0.00                   | 0.00                            | 0.00                             | 0.0%                             |
| Contributions from Restricted Revenues                             |                | 8990         | 0.00                   | 0.00                                      | 0.00                   | 0.00                            | 0.00                             | 0.0%                             |
| <b>(e) TOTAL, CONTRIBUTIONS</b>                                    |                |              | 0.00                   | 0.00                                      | 0.00                   | 0.00                            | 0.00                             | 0.0%                             |
| <b>TOTAL, OTHER FINANCING SOURCES/USES<br/>(a - b + c - d + e)</b> |                |              | 0.00                   | 0.00                                      | 0.00                   | 0.00                            |                                  |                                  |

| <b>Resource</b> | <b>Description</b>        | <b>2021/22<br/>Projected Year Totals</b> |
|-----------------|---------------------------|--|
|                 | Total, Restricted Balance | <u>0.00</u>                              |

| Description   | Resource Codes | Object Codes            | Original Budget<br>(A) | Board Approved<br>Operating Budget<br>(B) | Actuals To Date<br>(C) | Projected Year<br>Totals<br>(D) | Difference<br>(Col B & D)<br>(E) | % Diff<br>Column<br>B & D<br>(F) |
|---|----------------|-------------------------|------------------------|---|------------------------|---------------------------------|----------------------------------|----------------------------------|
| <b>A. REVENUES</b>  |                |                         |                        |   |                        |                                 |                                  |                                  |
| 1) LCFF Sources   |                | 8010-8099               | 0.00                   | 0.00                                      | 0.00                   | 0.00                            | 0.00                             | 0.0%                             |
| 2) Federal Revenue  |                | 8100-8299               | 0.00                   | 0.00                                      | 0.00                   | 0.00                            | 0.00                             | 0.0%                             |
| 3) Other State Revenue  |                | 8300-8599               | 0.00                   | 0.00                                      | 0.00                   | 0.00                            | 0.00                             | 0.0%                             |
| 4) Other Local Revenue  |                | 8600-8799               | 16,800.00              | 16,800.00                                 | 9,000.89               | 16,800.00                       | 0.00                             | 0.0%                             |
| 5) TOTAL, REVENUES  |                |                         | 16,800.00              | 16,800.00                                 | 9,000.89               | 16,800.00                       |                                  |                                  |
| <b>B. EXPENDITURES</b>  |                |                         |                        |   |                        |                                 |                                  |                                  |
| 1) Certificated Salaries  |                | 1000-1999               | 0.00                   | 0.00                                      | 0.00                   | 0.00                            | 0.00                             | 0.0%                             |
| 2) Classified Salaries  |                | 2000-2999               | 0.00                   | 0.00                                      | 0.00                   | 0.00                            | 0.00                             | 0.0%                             |
| 3) Employee Benefits  |                | 3000-3999               | 0.00                   | 0.00                                      | 0.00                   | 0.00                            | 0.00                             | 0.0%                             |
| 4) Books and Supplies   |                | 4000-4999               | 0.00                   | 0.00                                      | 0.00                   | 0.00                            | 0.00                             | 0.0%                             |
| 5) Services and Other Operating Expenditures  |                | 5000-5999               | 16,800.00              | 16,800.00                                 | 15,640.08              | 16,800.00                       | 0.00                             | 0.0%                             |
| 6) Capital Outlay   |                | 6000-6999               | 0.00                   | 30,000.00                                 | 0.00                   | 30,000.00                       | 0.00                             | 0.0%                             |
| 7) Other Outgo (excluding Transfers of Indirect Costs)  |                | 7100-7299,<br>7400-7499 | 0.00                   | 0.00                                      | 0.00                   | 0.00                            | 0.00                             | 0.0%                             |
| 8) Other Outgo - Transfers of Indirect Costs  |                | 7300-7399               | 0.00                   | 0.00                                      | 0.00                   | 0.00                            | 0.00                             | 0.0%                             |
| 9) TOTAL, EXPENDITURES  |                |                         | 16,800.00              | 46,800.00                                 | 15,640.08              | 46,800.00                       |                                  |                                  |
| <b>C. EXCESS (DEFICIENCY) OF REVENUES OVER EXPENDITURES BEFORE OTHER FINANCING SOURCES AND USES (A5 - B9)</b> |                |                         | 0.00                   | (30,000.00)                               | (6,639.19)             | (30,000.00)                     |                                  |                                  |
| <b>D. OTHER FINANCING SOURCES/USES</b>  |                |                         |                        |   |                        |                                 |                                  |                                  |
| 1) Interfund Transfers  |                |                         |                        |   |                        |                                 |                                  |                                  |
| a) Transfers In   |                | 8900-8929               | 0.00                   | 0.00                                      | 0.00                   | 0.00                            | 0.00                             | 0.0%                             |
| b) Transfers Out  |                | 7600-7629               | 0.00                   | 0.00                                      | 0.00                   | 0.00                            | 0.00                             | 0.0%                             |
| 2) Other Sources/Uses   |                |                         |                        |   |                        |                                 |                                  |                                  |
| a) Sources  |                | 8930-8979               | 0.00                   | 0.00                                      | 0.00                   | 0.00                            | 0.00                             | 0.0%                             |
| b) Uses   |                | 7630-7699               | 0.00                   | 0.00                                      | 0.00                   | 0.00                            | 0.00                             | 0.0%                             |
| 3) Contributions  |                | 8980-8999               | 0.00                   | 0.00                                      | 0.00                   | 0.00                            | 0.00                             | 0.0%                             |
| 4) TOTAL, OTHER FINANCING SOURCES/USES  |                |                         | 0.00                   | 0.00                                      | 0.00                   | 0.00                            |                                  |                                  |

| Description  | Resource Codes | Object Codes | Original Budget<br>(A) | Board Approved<br>Operating Budget<br>(B) | Actuals To Date<br>(C) | Projected Year<br>Totals<br>(D) | Difference<br>(Col B & D)<br>(E) | % Diff<br>Column<br>B & D<br>(F) |
|--|----------------|--------------|------------------------|---|------------------------|---------------------------------|----------------------------------|----------------------------------|
| <b>E. NET INCREASE (DECREASE) IN FUND BALANCE (C + D4)</b> |                |              | 0.00                   | (30,000.00)                               | (6,639.19)             | (30,000.00)                     |                                  |                                  |
| <b>F. FUND BALANCE, RESERVES</b>                           |                |              |                        |   |                        |                                 |                                  |                                  |
| 1) Beginning Fund Balance                                  |                |              |                        |   |                        |                                 |                                  |                                  |
| a) As of July 1 - Unaudited                                |                | 9791         | 163,629.09             | 163,629.09                                |                        | 163,629.09                      | 0.00                             | 0.0%                             |
| b) Audit Adjustments                                       |                | 9793         | 0.00                   | 0.00                                      |                        | 0.00                            | 0.00                             | 0.0%                             |
| c) As of July 1 - Audited (F1a + F1b)                      |                |              | 163,629.09             | 163,629.09                                |                        | 163,629.09                      |                                  |                                  |
| d) Other Restatements                                      |                | 9795         | 0.00                   | 0.00                                      |                        | 0.00                            | 0.00                             | 0.0%                             |
| e) Adjusted Beginning Balance (F1c + F1d)                  |                |              | 163,629.09             | 163,629.09                                |                        | 163,629.09                      |                                  |                                  |
| 2) Ending Balance, June 30 (E + F1e)                       |                |              | 163,629.09             | 133,629.09                                |                        | 133,629.09                      |                                  |                                  |
| Components of Ending Fund Balance                          |                |              |                        |   |                        |                                 |                                  |                                  |
| a) Nonspendable  |                |              |                        |   |                        |                                 |                                  |                                  |
| Revolving Cash   |                | 9711         | 0.00                   | 0.00                                      |                        | 0.00                            |                                  |                                  |
| Stores   |                | 9712         | 0.00                   | 0.00                                      |                        | 0.00                            |                                  |                                  |
| Prepaid Items  |                | 9713         | 0.00                   | 0.00                                      |                        | 0.00                            |                                  |                                  |
| All Others   |                | 9719         | 0.00                   | 0.00                                      |                        | 0.00                            |                                  |                                  |
| b) Legally Restricted Balance                              |                | 9740         | 163,629.09             | 133,629.09                                |                        | 133,629.09                      |                                  |                                  |
| c) Committed   |                |              |                        |   |                        |                                 |                                  |                                  |
| Stabilization Arrangements                                 |                | 9750         | 0.00                   | 0.00                                      |                        | 0.00                            |                                  |                                  |
| Other Commitments  |                | 9760         | 0.00                   | 0.00                                      |                        | 0.00                            |                                  |                                  |
| d) Assigned  |                |              |                        |   |                        |                                 |                                  |                                  |
| Other Assignments  |                | 9780         | 0.00                   | 0.00                                      |                        | 0.00                            |                                  |                                  |
| e) Unassigned/Unappropriated                               |                |              |                        |   |                        |                                 |                                  |                                  |
| Reserve for Economic Uncertainties                         |                | 9789         | 0.00                   | 0.00                                      |                        | 0.00                            |                                  |                                  |
| Unassigned/Unappropriated Amount                           |                | 9790         | 0.00                   | 0.00                                      |                        | 0.00                            |                                  |                                  |

| Description  | Resource Codes | Object Codes | Original Budget<br>(A) | Board Approved<br>Operating Budget<br>(B) | Actuals To Date<br>(C) | Projected Year<br>Totals<br>(D) | Difference<br>(Col B & D)<br>(E) | % Diff<br>Column<br>B & D<br>(F) |
|--|----------------|--------------|------------------------|---|------------------------|---------------------------------|----------------------------------|----------------------------------|
| <b>OTHER STATE REVENUE</b>                                     |                |              |                        |   |                        |                                 |                                  |                                  |
| Tax Relief Subventions<br>Restricted Levies - Other            |                |              |                        |   |                        |                                 |                                  |                                  |
| Homeowners' Exemptions   |                | 8575         | 0.00                   | 0.00                                      | 0.00                   | 0.00                            | 0.00                             | 0.0%                             |
| Other Subventions/In-Lieu Taxes                                |                | 8576         | 0.00                   | 0.00                                      | 0.00                   | 0.00                            | 0.00                             | 0.0%                             |
| All Other State Revenue  |                | 8590         | 0.00                   | 0.00                                      | 0.00                   | 0.00                            | 0.00                             | 0.0%                             |
| <b>TOTAL, OTHER STATE REVENUE</b>                              |                |              | <b>0.00</b>            | <b>0.00</b>                               | <b>0.00</b>            | <b>0.00</b>                     | <b>0.00</b>                      | <b>0.0%</b>                      |
| <b>OTHER LOCAL REVENUE</b>                                     |                |              |                        |   |                        |                                 |                                  |                                  |
| County and District Taxes                                      |                |              |                        |   |                        |                                 |                                  |                                  |
| Other Restricted Levies<br>Secured Roll                        |                | 8615         | 0.00                   | 0.00                                      | 0.00                   | 0.00                            | 0.00                             | 0.0%                             |
| Unsecured Roll   |                | 8616         | 0.00                   | 0.00                                      | 0.00                   | 0.00                            | 0.00                             | 0.0%                             |
| Prior Years' Taxes   |                | 8617         | 0.00                   | 0.00                                      | 0.00                   | 0.00                            | 0.00                             | 0.0%                             |
| Supplemental Taxes   |                | 8618         | 0.00                   | 0.00                                      | 0.00                   | 0.00                            | 0.00                             | 0.0%                             |
| Non-Ad Valorem Taxes<br>Parcel Taxes                           |                | 8621         | 0.00                   | 0.00                                      | 0.00                   | 0.00                            | 0.00                             | 0.0%                             |
| Other  |                | 8622         | 0.00                   | 0.00                                      | 0.00                   | 0.00                            | 0.00                             | 0.0%                             |
| Community Redevelopment Funds<br>Not Subject to LCFF Deduction |                | 8625         | 0.00                   | 0.00                                      | 0.00                   | 0.00                            | 0.00                             | 0.0%                             |
| Penalties and Interest from Delinquent<br>Non-LCFF Taxes       |                | 8629         | 0.00                   | 0.00                                      | 0.00                   | 0.00                            | 0.00                             | 0.0%                             |
| Sales<br>Sale of Equipment/Supplies                            |                | 8631         | 0.00                   | 0.00                                      | 0.00                   | 0.00                            | 0.00                             | 0.0%                             |
| Interest   |                | 8660         | 1,800.00               | 1,800.00                                  | 9,000.89               | 1,800.00                        | 0.00                             | 0.0%                             |
| Net Increase (Decrease) in the Fair Value of Investments       |                | 8662         | 0.00                   | 0.00                                      | 0.00                   | 0.00                            | 0.00                             | 0.0%                             |
| Fees and Contracts<br>Mitigation/Developer Fees                |                | 8681         | 15,000.00              | 15,000.00                                 | 0.00                   | 15,000.00                       | 0.00                             | 0.0%                             |
| Other Local Revenue<br>All Other Local Revenue                 |                | 8699         | 0.00                   | 0.00                                      | 0.00                   | 0.00                            | 0.00                             | 0.0%                             |
| All Other Transfers In from All Others                         |                | 8799         | 0.00                   | 0.00                                      | 0.00                   | 0.00                            | 0.00                             | 0.0%                             |
| <b>TOTAL, OTHER LOCAL REVENUE</b>                              |                |              | <b>16,800.00</b>       | <b>16,800.00</b>                          | <b>9,000.89</b>        | <b>16,800.00</b>                | <b>0.00</b>                      | <b>0.0%</b>                      |
| <b>TOTAL, REVENUES</b>   |                |              | <b>16,800.00</b>       | <b>16,800.00</b>                          | <b>9,000.89</b>        | <b>16,800.00</b>                |                                  |                                  |



| Description   | Resource Codes | Object Codes | Original Budget<br>(A) | Board Approved<br>Operating Budget<br>(B) | Actuals To Date<br>(C) | Projected Year<br>Totals<br>(D) | Difference<br>(Col B & D)<br>(E) | % Diff<br>Column<br>B & D<br>(F) |
|---|----------------|--------------|------------------------|---|------------------------|---------------------------------|----------------------------------|----------------------------------|
| <b>CERTIFICATED SALARIES</b>                                |                |              |                        |   |                        |                                 |                                  |                                  |
| Other Certificated Salaries                                 |                | 1900         | 0.00                   | 0.00                                      | 0.00                   | 0.00                            | 0.00                             | 0.0%                             |
| <b>TOTAL, CERTIFICATED SALARIES</b>                         |                |              | 0.00                   | 0.00                                      | 0.00                   | 0.00                            | 0.00                             | 0.0%                             |
| <b>CLASSIFIED SALARIES</b>                                  |                |              |                        |   |                        |                                 |                                  |                                  |
| Classified Support Salaries                                 |                | 2200         | 0.00                   | 0.00                                      | 0.00                   | 0.00                            | 0.00                             | 0.0%                             |
| Classified Supervisors' and Administrators' Salaries        |                | 2300         | 0.00                   | 0.00                                      | 0.00                   | 0.00                            | 0.00                             | 0.0%                             |
| Clerical, Technical and Office Salaries                     |                | 2400         | 0.00                   | 0.00                                      | 0.00                   | 0.00                            | 0.00                             | 0.0%                             |
| Other Classified Salaries                                   |                | 2900         | 0.00                   | 0.00                                      | 0.00                   | 0.00                            | 0.00                             | 0.0%                             |
| <b>TOTAL, CLASSIFIED SALARIES</b>                           |                |              | 0.00                   | 0.00                                      | 0.00                   | 0.00                            | 0.00                             | 0.0%                             |
| <b>EMPLOYEE BENEFITS</b>                                    |                |              |                        |   |                        |                                 |                                  |                                  |
| STRS  |                | 3101-3102    | 0.00                   | 0.00                                      | 0.00                   | 0.00                            | 0.00                             | 0.0%                             |
| PERS  |                | 3201-3202    | 0.00                   | 0.00                                      | 0.00                   | 0.00                            | 0.00                             | 0.0%                             |
| OASDI/Medicare/Alternative                                  |                | 3301-3302    | 0.00                   | 0.00                                      | 0.00                   | 0.00                            | 0.00                             | 0.0%                             |
| Health and Welfare Benefits                                 |                | 3401-3402    | 0.00                   | 0.00                                      | 0.00                   | 0.00                            | 0.00                             | 0.0%                             |
| Unemployment Insurance                                      |                | 3501-3502    | 0.00                   | 0.00                                      | 0.00                   | 0.00                            | 0.00                             | 0.0%                             |
| Workers' Compensation                                       |                | 3601-3602    | 0.00                   | 0.00                                      | 0.00                   | 0.00                            | 0.00                             | 0.0%                             |
| OPEB, Allocated   |                | 3701-3702    | 0.00                   | 0.00                                      | 0.00                   | 0.00                            | 0.00                             | 0.0%                             |
| OPEB, Active Employees                                      |                | 3751-3752    | 0.00                   | 0.00                                      | 0.00                   | 0.00                            | 0.00                             | 0.0%                             |
| Other Employee Benefits                                     |                | 3901-3902    | 0.00                   | 0.00                                      | 0.00                   | 0.00                            | 0.00                             | 0.0%                             |
| <b>TOTAL, EMPLOYEE BENEFITS</b>                             |                |              | 0.00                   | 0.00                                      | 0.00                   | 0.00                            | 0.00                             | 0.0%                             |
| <b>BOOKS AND SUPPLIES</b>                                   |                |              |                        |   |                        |                                 |                                  |                                  |
| Approved Textbooks and Core Curricula Materials             |                | 4100         | 0.00                   | 0.00                                      | 0.00                   | 0.00                            | 0.00                             | 0.0%                             |
| Books and Other Reference Materials                         |                | 4200         | 0.00                   | 0.00                                      | 0.00                   | 0.00                            | 0.00                             | 0.0%                             |
| Materials and Supplies                                      |                | 4300         | 0.00                   | 0.00                                      | 0.00                   | 0.00                            | 0.00                             | 0.0%                             |
| Noncapitalized Equipment                                    |                | 4400         | 0.00                   | 0.00                                      | 0.00                   | 0.00                            | 0.00                             | 0.0%                             |
| <b>TOTAL, BOOKS AND SUPPLIES</b>                            |                |              | 0.00                   | 0.00                                      | 0.00                   | 0.00                            | 0.00                             | 0.0%                             |
| <b>SERVICES AND OTHER OPERATING EXPENDITURES</b>            |                |              |                        |   |                        |                                 |                                  |                                  |
| Subagreements for Services                                  |                | 5100         | 0.00                   | 0.00                                      | 0.00                   | 0.00                            | 0.00                             | 0.0%                             |
| Travel and Conferences                                      |                | 5200         | 0.00                   | 0.00                                      | 0.00                   | 0.00                            | 0.00                             | 0.0%                             |
| Insurance   |                | 5400-5450    | 0.00                   | 0.00                                      | 0.00                   | 0.00                            | 0.00                             | 0.0%                             |
| Operations and Housekeeping Services                        |                | 5500         | 0.00                   | 0.00                                      | 0.00                   | 0.00                            | 0.00                             | 0.0%                             |
| Rentals, Leases, Repairs, and Noncapitalized Improvements   |                | 5600         | 16,800.00              | 16,800.00                                 | 15,640.08              | 16,800.00                       | 0.00                             | 0.0%                             |
| Transfers of Direct Costs                                   |                | 5710         | 0.00                   | 0.00                                      | 0.00                   | 0.00                            | 0.00                             | 0.0%                             |
| Transfers of Direct Costs - Interfund                       |                | 5750         | 0.00                   | 0.00                                      | 0.00                   | 0.00                            | 0.00                             | 0.0%                             |
| Professional/Consulting Services and Operating Expenditures |                | 5800         | 0.00                   | 0.00                                      | 0.00                   | 0.00                            | 0.00                             | 0.0%                             |
| Communications  |                | 5900         | 0.00                   | 0.00                                      | 0.00                   | 0.00                            | 0.00                             | 0.0%                             |
| <b>TOTAL, SERVICES AND OTHER OPERATING EXPENDITURES</b>     |                |              | 16,800.00              | 16,800.00                                 | 15,640.08              | 16,800.00                       | 0.00                             | 0.0%                             |

| Description  | Resource Codes | Object Codes | Original Budget<br>(A) | Board Approved<br>Operating Budget<br>(B) | Actuals To Date<br>(C) | Projected Year<br>Totals<br>(D) | Difference<br>(Col B & D)<br>(E) | % Diff<br>Column<br>B & D<br>(F) |
|--|----------------|--------------|------------------------|---|------------------------|---------------------------------|----------------------------------|----------------------------------|
| <b>CAPITAL OUTLAY</b>  |                |              |                        |   |                        |                                 |                                  |                                  |
| Land   |                | 6100         | 0.00                   | 0.00                                      | 0.00                   | 0.00                            | 0.00                             | 0.0%                             |
| Land Improvements  |                | 6170         | 0.00                   | 0.00                                      | 0.00                   | 0.00                            | 0.00                             | 0.0%                             |
| Buildings and Improvements of Buildings  |                | 6200         | 0.00                   | 0.00                                      | 0.00                   | 0.00                            | 0.00                             | 0.0%                             |
| Books and Media for New School Libraries<br>or Major Expansion of School Libraries |                | 6300         | 0.00                   | 0.00                                      | 0.00                   | 0.00                            | 0.00                             | 0.0%                             |
| Equipment  |                | 6400         | 0.00                   | 30,000.00                                 | 0.00                   | 30,000.00                       | 0.00                             | 0.0%                             |
| Equipment Replacement  |                | 6500         | 0.00                   | 0.00                                      | 0.00                   | 0.00                            | 0.00                             | 0.0%                             |
| Lease Assets   |                | 6600         | 0.00                   | 0.00                                      | 0.00                   | 0.00                            | 0.00                             | 0.0%                             |
| <b>TOTAL, CAPITAL OUTLAY</b>   |                |              | 0.00                   | 30,000.00                                 | 0.00                   | 30,000.00                       | 0.00                             | 0.0%                             |
| <b>OTHER OUTGO (excluding Transfers of Indirect Costs)</b>                         |                |              |                        |   |                        |                                 |                                  |                                  |
| Other Transfers Out  |                |              |                        |   |                        |                                 |                                  |                                  |
| All Other Transfers Out to All Others  |                | 7299         | 0.00                   | 0.00                                      | 0.00                   | 0.00                            | 0.00                             | 0.0%                             |
| Debt Service   |                |              |                        |   |                        |                                 |                                  |                                  |
| Debt Service - Interest  |                | 7438         | 0.00                   | 0.00                                      | 0.00                   | 0.00                            | 0.00                             | 0.0%                             |
| Other Debt Service - Principal   |                | 7439         | 0.00                   | 0.00                                      | 0.00                   | 0.00                            | 0.00                             | 0.0%                             |
| <b>TOTAL, OTHER OUTGO (excluding Transfers of Indirect Costs)</b>                  |                |              | 0.00                   | 0.00                                      | 0.00                   | 0.00                            | 0.00                             | 0.0%                             |
| <b>TOTAL EXPENDITURES</b>  |                |              | 16,800.00              | 46,800.00                                 | 15,640.08              | 46,800.00                       |                                  |                                  |

| Description   | Resource Codes | Object Codes | Original Budget<br>(A) | Board Approved<br>Operating Budget<br>(B) | Actuals To Date<br>(C) | Projected Year<br>Totals<br>(D) | Difference<br>(Col B & D)<br>(E) | % Diff<br>Column<br>B & D<br>(F) |
|---|----------------|--------------|------------------------|---|------------------------|---------------------------------|----------------------------------|----------------------------------|
| <b>INTERFUND TRANSFERS</b>  |                |              |                        |   |                        |                                 |                                  |                                  |
| <b>INTERFUND TRANSFERS IN</b>                                     |                |              |                        |   |                        |                                 |                                  |                                  |
| Other Authorized Interfund Transfers In                           |                | 8919         | 0.00                   | 0.00                                      | 0.00                   | 0.00                            | 0.00                             | 0.0%                             |
| <b>(a) TOTAL, INTERFUND TRANSFERS IN</b>                          |                |              | 0.00                   | 0.00                                      | 0.00                   | 0.00                            | 0.00                             | 0.0%                             |
| <b>INTERFUND TRANSFERS OUT</b>                                    |                |              |                        |   |                        |                                 |                                  |                                  |
| To: State School Building Fund/<br>County School Facilities Fund  |                | 7613         | 0.00                   | 0.00                                      | 0.00                   | 0.00                            | 0.00                             | 0.0%                             |
| Other Authorized Interfund Transfers Out                          |                | 7619         | 0.00                   | 0.00                                      | 0.00                   | 0.00                            | 0.00                             | 0.0%                             |
| <b>(b) TOTAL, INTERFUND TRANSFERS OUT</b>                         |                |              | 0.00                   | 0.00                                      | 0.00                   | 0.00                            | 0.00                             | 0.0%                             |
| <b>OTHER SOURCES/USES</b>   |                |              |                        |   |                        |                                 |                                  |                                  |
| <b>SOURCES</b>  |                |              |                        |   |                        |                                 |                                  |                                  |
| Proceeds  |                |              |                        |   |                        |                                 |                                  |                                  |
| Proceeds from Disposal of<br>Capital Assets                       |                | 8953         | 0.00                   | 0.00                                      | 0.00                   | 0.00                            | 0.00                             | 0.0%                             |
| Other Sources   |                |              |                        |   |                        |                                 |                                  |                                  |
| Transfers from Funds of Lapsed/Reorganized LEAs                   |                | 8965         | 0.00                   | 0.00                                      | 0.00                   | 0.00                            | 0.00                             | 0.0%                             |
| Long-Term Debt Proceeds   |                | 8971         | 0.00                   | 0.00                                      | 0.00                   | 0.00                            | 0.00                             | 0.0%                             |
| Proceeds from Certificates of Participation                       |                | 8972         | 0.00                   | 0.00                                      | 0.00                   | 0.00                            | 0.00                             | 0.0%                             |
| Proceeds from Leases  |                | 8973         | 0.00                   | 0.00                                      | 0.00                   | 0.00                            | 0.00                             | 0.0%                             |
| Proceeds from Lease Revenue Bonds                                 |                | 8979         | 0.00                   | 0.00                                      | 0.00                   | 0.00                            | 0.00                             | 0.0%                             |
| All Other Financing Sources                                       |                | 8979         | 0.00                   | 0.00                                      | 0.00                   | 0.00                            | 0.00                             | 0.0%                             |
| <b>(c) TOTAL, SOURCES</b>   |                |              | 0.00                   | 0.00                                      | 0.00                   | 0.00                            | 0.00                             | 0.0%                             |
| <b>USES</b>   |                |              |                        |   |                        |                                 |                                  |                                  |
| Transfers of Funds from Lapsed/Reorganized LEAs                   |                | 7651         | 0.00                   | 0.00                                      | 0.00                   | 0.00                            | 0.00                             | 0.0%                             |
| All Other Financing Uses  |                | 7699         | 0.00                   | 0.00                                      | 0.00                   | 0.00                            | 0.00                             | 0.0%                             |
| <b>(d) TOTAL, USES</b>  |                |              | 0.00                   | 0.00                                      | 0.00                   | 0.00                            | 0.00                             | 0.0%                             |
| <b>CONTRIBUTIONS</b>  |                |              |                        |   |                        |                                 |                                  |                                  |
| Contributions from Unrestricted Revenues                          |                | 8980         | 0.00                   | 0.00                                      | 0.00                   | 0.00                            | 0.00                             | 0.0%                             |
| Contributions from Restricted Revenues                            |                | 8990         | 0.00                   | 0.00                                      | 0.00                   | 0.00                            | 0.00                             | 0.0%                             |
| <b>(e) TOTAL, CONTRIBUTIONS</b>                                   |                |              | 0.00                   | 0.00                                      | 0.00                   | 0.00                            | 0.00                             | 0.0%                             |
| <b>TOTAL, OTHER FINANCING SOURCES/USES</b><br>(a - b + c - d + e) |                |              | 0.00                   | 0.00                                      | 0.00                   | 0.00                            |                                  |                                  |

| <b>Resource</b>           | <b>Description</b>     | <b>2021/22<br/>Projected Year Totals</b> |
|---------------------------|------------------------|--|
| 9010                      | Other Restricted Local | 133,629.09                               |
| Total, Restricted Balance |                        | <u>133,629.09</u>                        |

| Description   | Resource Codes | Object Codes            | Original Budget<br>(A) | Board Approved<br>Operating Budget<br>(B) | Actuals To Date<br>(C) | Projected Year<br>Totals<br>(D) | Difference<br>(Col B & D)<br>(E) | % Diff<br>Column<br>B & D<br>(F) |
|---|----------------|-------------------------|------------------------|---|------------------------|---------------------------------|----------------------------------|----------------------------------|
| <b>A. REVENUES</b>  |                |                         |                        |   |                        |                                 |                                  |                                  |
| 1) LCFF Sources   |                | 8010-8099               | 0.00                   | 0.00                                      | 0.00                   | 0.00                            | 0.00                             | 0.0%                             |
| 2) Federal Revenue  |                | 8100-8299               | 0.00                   | 0.00                                      | 0.00                   | 0.00                            | 0.00                             | 0.0%                             |
| 3) Other State Revenue  |                | 8300-8599               | 0.00                   | 0.00                                      | 0.00                   | 0.00                            | 0.00                             | 0.0%                             |
| 4) Other Local Revenue  |                | 8600-8799               | 30,200.00              | 15,100.00                                 | 123.07                 | 15,100.00                       | 0.00                             | 0.0%                             |
| 5) TOTAL, REVENUES  |                |                         | 30,200.00              | 15,100.00                                 | 123.07                 | 15,100.00                       |                                  |                                  |
| <b>B. EXPENDITURES</b>  |                |                         |                        |   |                        |                                 |                                  |                                  |
| 1) Certificated Salaries  |                | 1000-1999               | 0.00                   | 0.00                                      | 0.00                   | 0.00                            | 0.00                             | 0.0%                             |
| 2) Classified Salaries  |                | 2000-2999               | 0.00                   | 0.00                                      | 0.00                   | 0.00                            | 0.00                             | 0.0%                             |
| 3) Employee Benefits  |                | 3000-3999               | 0.00                   | 0.00                                      | 0.00                   | 0.00                            | 0.00                             | 0.0%                             |
| 4) Books and Supplies   |                | 4000-4999               | 0.00                   | 0.00                                      | 0.00                   | 0.00                            | 0.00                             | 0.0%                             |
| 5) Services and Other Operating Expenditures  |                | 5000-5999               | 7,260.00               | 7,260.00                                  | 0.00                   | 7,260.00                        | 0.00                             | 0.0%                             |
| 6) Capital Outlay   |                | 6000-6999               | 555,000.00             | 555,000.00                                | 0.00                   | 555,000.00                      | 0.00                             | 0.0%                             |
| 7) Other Outgo (excluding Transfers of Indirect Costs)  |                | 7100-7299,<br>7400-7499 | 0.00                   | 0.00                                      | 0.00                   | 0.00                            | 0.00                             | 0.0%                             |
| 8) Other Outgo - Transfers of Indirect Costs  |                | 7300-7399               | 0.00                   | 0.00                                      | 0.00                   | 0.00                            | 0.00                             | 0.0%                             |
| 9) TOTAL, EXPENDITURES  |                |                         | 562,260.00             | 562,260.00                                | 0.00                   | 562,260.00                      |                                  |                                  |
| <b>C. EXCESS (DEFICIENCY) OF REVENUES OVER EXPENDITURES BEFORE OTHER FINANCING SOURCES AND USES (A5 - B9)</b> |                |                         | (532,060.00)           | (547,160.00)                              | 123.07                 | (547,160.00)                    |                                  |                                  |
| <b>D. OTHER FINANCING SOURCES/USES</b>  |                |                         |                        |   |                        |                                 |                                  |                                  |
| 1) Interfund Transfers  |                |                         |                        |   |                        |                                 |                                  |                                  |
| a) Transfers In   |                | 8900-8929               | 0.00                   | 0.00                                      | 0.00                   | 0.00                            | 0.00                             | 0.0%                             |
| b) Transfers Out  |                | 7600-7629               | 0.00                   | 0.00                                      | 0.00                   | 0.00                            | 0.00                             | 0.0%                             |
| 2) Other Sources/Uses   |                |                         |                        |   |                        |                                 |                                  |                                  |
| a) Sources  |                | 8930-8979               | 0.00                   | 0.00                                      | 0.00                   | 0.00                            | 0.00                             | 0.0%                             |
| b) Uses   |                | 7630-7699               | 0.00                   | 0.00                                      | 0.00                   | 0.00                            | 0.00                             | 0.0%                             |
| 3) Contributions  |                | 8980-8999               | 0.00                   | 0.00                                      | 0.00                   | 0.00                            | 0.00                             | 0.0%                             |
| 4) TOTAL, OTHER FINANCING SOURCES/USES  |                |                         | 0.00                   | 0.00                                      | 0.00                   | 0.00                            |                                  |                                  |

| Description  | Resource Codes | Object Codes | Original Budget<br>(A) | Board Approved<br>Operating Budget<br>(B) | Actuals To Date<br>(C) | Projected Year<br>Totals<br>(D) | Difference<br>(Col B & D)<br>(E) | % Diff<br>Column<br>B & D<br>(F) |
|--|----------------|--------------|------------------------|---|------------------------|---------------------------------|----------------------------------|----------------------------------|
| <b>E. NET INCREASE (DECREASE) IN FUND<br/>BALANCE (C + D4)</b> |                |              | (532,060.00)           | (547,160.00)                              | 123.07                 | (547,160.00)                    |                                  |                                  |
| <b>F. FUND BALANCE, RESERVES</b>                               |                |              |                        |   |                        |                                 |                                  |                                  |
| 1) Beginning Fund Balance                                      |                |              |                        |   |                        |                                 |                                  |                                  |
| a) As of July 1 - Unaudited                                    |                | 9791         | 1,031,087.97           | 1,031,087.97                              |                        | 1,031,087.97                    | 0.00                             | 0.0%                             |
| b) Audit Adjustments   |                | 9793         | 0.00                   | 0.00                                      |                        | 0.00                            | 0.00                             | 0.0%                             |
| c) As of July 1 - Audited (F1a + F1b)                          |                |              | 1,031,087.97           | 1,031,087.97                              |                        | 1,031,087.97                    |                                  |                                  |
| d) Other Restatements  |                | 9795         | 0.00                   | 0.00                                      |                        | 0.00                            | 0.00                             | 0.0%                             |
| e) Adjusted Beginning Balance (F1c + F1d)                      |                |              | 1,031,087.97           | 1,031,087.97                              |                        | 1,031,087.97                    |                                  |                                  |
| 2) Ending Balance, June 30 (E + F1e)                           |                |              | 499,027.97             | 483,927.97                                |                        | 483,927.97                      |                                  |                                  |
| Components of Ending Fund Balance                              |                |              |                        |   |                        |                                 |                                  |                                  |
| a) Nonspendable  |                |              |                        |   |                        |                                 |                                  |                                  |
| Revolving Cash   |                | 9711         | 0.00                   | 0.00                                      |                        | 0.00                            |                                  |                                  |
| Stores   |                | 9712         | 0.00                   | 0.00                                      |                        | 0.00                            |                                  |                                  |
| Prepaid Items  |                | 9713         | 0.00                   | 0.00                                      |                        | 0.00                            |                                  |                                  |
| All Others   |                | 9719         | 0.00                   | 0.00                                      |                        | 0.00                            |                                  |                                  |
| b) Legally Restricted Balance                                  |                | 9740         | 0.00                   | 0.00                                      |                        | 0.00                            |                                  |                                  |
| c) Committed   |                |              |                        |   |                        |                                 |                                  |                                  |
| Stabilization Arrangements                                     |                | 9750         | 0.00                   | 0.00                                      |                        | 0.00                            |                                  |                                  |
| Other Commitments  |                | 9760         | 0.00                   | 0.00                                      |                        | 0.00                            |                                  |                                  |
| d) Assigned  |                |              |                        |   |                        |                                 |                                  |                                  |
| Other Assignments  |                | 9780         | 499,027.97             | 483,927.97                                |                        | 483,927.97                      |                                  |                                  |
| e) Unassigned/Unappropriated                                   |                |              |                        |   |                        |                                 |                                  |                                  |
| Reserve for Economic Uncertainties                             |                | 9789         | 0.00                   | 0.00                                      |                        | 0.00                            |                                  |                                  |
| Unassigned/Unappropriated Amount                               |                | 9790         | 0.00                   | 0.00                                      |                        | 0.00                            |                                  |                                  |

| Description  | Resource Codes | Object Codes | Original Budget<br>(A) | Board Approved<br>Operating Budget<br>(B) | Actuals To Date<br>(C) | Projected Year<br>Totals<br>(D) | Difference<br>(Col B & D)<br>(E) | % Diff<br>Column<br>B & D<br>(F) |
|--|----------------|--------------|------------------------|---|------------------------|---------------------------------|----------------------------------|----------------------------------|
| <b>FEDERAL REVENUE</b>   |                |              |                        |   |                        |                                 |                                  |                                  |
| FEMA   |                | 8281         | 0.00                   | 0.00                                      | 0.00                   | 0.00                            | 0.00                             | 0.0%                             |
| All Other Federal Revenue                                      |                | 8290         | 0.00                   | 0.00                                      | 0.00                   | 0.00                            | 0.00                             | 0.0%                             |
| <b>TOTAL, FEDERAL REVENUE</b>                                  |                |              | 0.00                   | 0.00                                      | 0.00                   | 0.00                            | 0.00                             | 0.0%                             |
| <b>OTHER STATE REVENUE</b>                                     |                |              |                        |   |                        |                                 |                                  |                                  |
| Pass-Through Revenues from State Sources                       |                | 8587         | 0.00                   | 0.00                                      | 0.00                   | 0.00                            | 0.00                             | 0.0%                             |
| California Clean Energy Jobs Act                               | 6230           | 8590         | 0.00                   | 0.00                                      | 0.00                   | 0.00                            | 0.00                             | 0.0%                             |
| All Other State Revenue  | All Other      | 8590         | 0.00                   | 0.00                                      | 0.00                   | 0.00                            | 0.00                             | 0.0%                             |
| <b>TOTAL, OTHER STATE REVENUE</b>                              |                |              | 0.00                   | 0.00                                      | 0.00                   | 0.00                            | 0.00                             | 0.0%                             |
| <b>OTHER LOCAL REVENUE</b>                                     |                |              |                        |   |                        |                                 |                                  |                                  |
| Other Local Revenue  |                |              |                        |   |                        |                                 |                                  |                                  |
| Community Redevelopment Funds<br>Not Subject to LCFF Deduction |                | 8625         | 0.00                   | 0.00                                      | 0.00                   | 0.00                            | 0.00                             | 0.0%                             |
| Sales  |                |              |                        |   |                        |                                 |                                  |                                  |
| Sale of Equipment/Supplies                                     |                | 8631         | 0.00                   | 0.00                                      | 0.00                   | 0.00                            | 0.00                             | 0.0%                             |
| Leases and Rentals   |                | 8650         | 0.00                   | 0.00                                      | 0.00                   | 0.00                            | 0.00                             | 0.0%                             |
| Interest   |                | 8660         | 30,200.00              | 15,100.00                                 | 123.07                 | 15,100.00                       | 0.00                             | 0.0%                             |
| Net Increase (Decrease) in the Fair Value of Investments       |                | 8662         | 0.00                   | 0.00                                      | 0.00                   | 0.00                            | 0.00                             | 0.0%                             |
| Other Local Revenue  |                |              |                        |   |                        |                                 |                                  |                                  |
| All Other Local Revenue  |                | 8699         | 0.00                   | 0.00                                      | 0.00                   | 0.00                            | 0.00                             | 0.0%                             |
| All Other Transfers In from All Others                         |                | 8799         | 0.00                   | 0.00                                      | 0.00                   | 0.00                            | 0.00                             | 0.0%                             |
| <b>TOTAL, OTHER LOCAL REVENUE</b>                              |                |              | 30,200.00              | 15,100.00                                 | 123.07                 | 15,100.00                       | 0.00                             | 0.0%                             |
| <b>TOTAL, REVENUES</b>   |                |              | 30,200.00              | 15,100.00                                 | 123.07                 | 15,100.00                       |                                  |                                  |

| Description   | Resource Codes | Object Codes | Original Budget<br>(A) | Board Approved<br>Operating Budget<br>(B) | Actuals To Date<br>(C) | Projected Year<br>Totals<br>(D) | Difference<br>(Col B & D)<br>(E) | % Diff<br>Column<br>B & D<br>(F) |
|---|----------------|--------------|------------------------|---|------------------------|---------------------------------|----------------------------------|----------------------------------|
| <b>CLASSIFIED SALARIES</b>                                  |                |              |                        |   |                        |                                 |                                  |                                  |
| Classified Support Salaries                                 |                | 2200         | 0.00                   | 0.00                                      | 0.00                   | 0.00                            | 0.00                             | 0.0%                             |
| Classified Supervisors' and Administrators' Salaries        |                | 2300         | 0.00                   | 0.00                                      | 0.00                   | 0.00                            | 0.00                             | 0.0%                             |
| Clerical, Technical and Office Salaries                     |                | 2400         | 0.00                   | 0.00                                      | 0.00                   | 0.00                            | 0.00                             | 0.0%                             |
| Other Classified Salaries                                   |                | 2900         | 0.00                   | 0.00                                      | 0.00                   | 0.00                            | 0.00                             | 0.0%                             |
| <b>TOTAL, CLASSIFIED SALARIES</b>                           |                |              | 0.00                   | 0.00                                      | 0.00                   | 0.00                            | 0.00                             | 0.0%                             |
| <b>EMPLOYEE BENEFITS</b>                                    |                |              |                        |   |                        |                                 |                                  |                                  |
| STRS  |                | 3101-3102    | 0.00                   | 0.00                                      | 0.00                   | 0.00                            | 0.00                             | 0.0%                             |
| PERS  |                | 3201-3202    | 0.00                   | 0.00                                      | 0.00                   | 0.00                            | 0.00                             | 0.0%                             |
| OASDI/Medicare/Alternative                                  |                | 3301-3302    | 0.00                   | 0.00                                      | 0.00                   | 0.00                            | 0.00                             | 0.0%                             |
| Health and Welfare Benefits                                 |                | 3401-3402    | 0.00                   | 0.00                                      | 0.00                   | 0.00                            | 0.00                             | 0.0%                             |
| Unemployment Insurance                                      |                | 3501-3502    | 0.00                   | 0.00                                      | 0.00                   | 0.00                            | 0.00                             | 0.0%                             |
| Workers' Compensation                                       |                | 3601-3602    | 0.00                   | 0.00                                      | 0.00                   | 0.00                            | 0.00                             | 0.0%                             |
| OPEB, Allocated   |                | 3701-3702    | 0.00                   | 0.00                                      | 0.00                   | 0.00                            | 0.00                             | 0.0%                             |
| OPEB, Active Employees                                      |                | 3751-3752    | 0.00                   | 0.00                                      | 0.00                   | 0.00                            | 0.00                             | 0.0%                             |
| Other Employee Benefits                                     |                | 3901-3902    | 0.00                   | 0.00                                      | 0.00                   | 0.00                            | 0.00                             | 0.0%                             |
| <b>TOTAL, EMPLOYEE BENEFITS</b>                             |                |              | 0.00                   | 0.00                                      | 0.00                   | 0.00                            | 0.00                             | 0.0%                             |
| <b>BOOKS AND SUPPLIES</b>                                   |                |              |                        |   |                        |                                 |                                  |                                  |
| Books and Other Reference Materials                         |                | 4200         | 0.00                   | 0.00                                      | 0.00                   | 0.00                            | 0.00                             | 0.0%                             |
| Materials and Supplies                                      |                | 4300         | 0.00                   | 0.00                                      | 0.00                   | 0.00                            | 0.00                             | 0.0%                             |
| Noncapitalized Equipment                                    |                | 4400         | 0.00                   | 0.00                                      | 0.00                   | 0.00                            | 0.00                             | 0.0%                             |
| <b>TOTAL, BOOKS AND SUPPLIES</b>                            |                |              | 0.00                   | 0.00                                      | 0.00                   | 0.00                            | 0.00                             | 0.0%                             |
| <b>SERVICES AND OTHER OPERATING EXPENDITURES</b>            |                |              |                        |   |                        |                                 |                                  |                                  |
| Subagreements for Services                                  |                | 5100         | 0.00                   | 0.00                                      | 0.00                   | 0.00                            | 0.00                             | 0.0%                             |
| Travel and Conferences                                      |                | 5200         | 0.00                   | 0.00                                      | 0.00                   | 0.00                            | 0.00                             | 0.0%                             |
| Insurance   |                | 5400-5450    | 0.00                   | 0.00                                      | 0.00                   | 0.00                            | 0.00                             | 0.0%                             |
| Operations and Housekeeping Services                        |                | 5500         | 0.00                   | 0.00                                      | 0.00                   | 0.00                            | 0.00                             | 0.0%                             |
| Rentals, Leases, Repairs, and Noncapitalized Improvements   |                | 5600         | 0.00                   | 0.00                                      | 0.00                   | 0.00                            | 0.00                             | 0.0%                             |
| Transfers of Direct Costs                                   |                | 5710         | 0.00                   | 0.00                                      | 0.00                   | 0.00                            | 0.00                             | 0.0%                             |
| Transfers of Direct Costs - Interfund                       |                | 5750         | 0.00                   | 0.00                                      | 0.00                   | 0.00                            | 0.00                             | 0.0%                             |
| Professional/Consulting Services and Operating Expenditures |                | 5800         | 7,260.00               | 7,260.00                                  | 0.00                   | 7,260.00                        | 0.00                             | 0.0%                             |
| Communications  |                | 5900         | 0.00                   | 0.00                                      | 0.00                   | 0.00                            | 0.00                             | 0.0%                             |
| <b>TOTAL, SERVICES AND OTHER OPERATING EXPENDITURES</b>     |                |              | 7,260.00               | 7,260.00                                  | 0.00                   | 7,260.00                        | 0.00                             | 0.0%                             |



| Description  | Resource Codes | Object Codes | Original Budget<br>(A) | Board Approved<br>Operating Budget<br>(B) | Actuals To Date<br>(C) | Projected Year<br>Totals<br>(D) | Difference<br>(Col B & D)<br>(E) | % Diff<br>Column<br>B & D<br>(F) |
|--|----------------|--------------|------------------------|---|------------------------|---------------------------------|----------------------------------|----------------------------------|
| <b>CAPITAL OUTLAY</b>  |                |              |                        |   |                        |                                 |                                  |                                  |
| Land   |                | 6100         | 0.00                   | 0.00                                      | 0.00                   | 0.00                            | 0.00                             | 0.0%                             |
| Land Improvements  |                | 6170         | 0.00                   | 0.00                                      | 0.00                   | 0.00                            | 0.00                             | 0.0%                             |
| Buildings and Improvements of Buildings  |                | 6200         | 555,000.00             | 555,000.00                                | 0.00                   | 555,000.00                      | 0.00                             | 0.0%                             |
| Books and Media for New School Libraries<br>or Major Expansion of School Libraries |                | 6300         | 0.00                   | 0.00                                      | 0.00                   | 0.00                            | 0.00                             | 0.0%                             |
| Equipment  |                | 6400         | 0.00                   | 0.00                                      | 0.00                   | 0.00                            | 0.00                             | 0.0%                             |
| Equipment Replacement  |                | 6500         | 0.00                   | 0.00                                      | 0.00                   | 0.00                            | 0.00                             | 0.0%                             |
| Lease Assets   |                | 6600         | 0.00                   | 0.00                                      | 0.00                   | 0.00                            | 0.00                             | 0.0%                             |
| <b>TOTAL, CAPITAL OUTLAY</b>   |                |              | 555,000.00             | 555,000.00                                | 0.00                   | 555,000.00                      | 0.00                             | 0.0%                             |
| <b>OTHER OUTGO (excluding Transfers of Indirect Costs)</b>                         |                |              |                        |   |                        |                                 |                                  |                                  |
| Other Transfers Out  |                |              |                        |   |                        |                                 |                                  |                                  |
| Transfers of Pass-Through Revenues   |                |              |                        |   |                        |                                 |                                  |                                  |
| To Districts or Charter Schools  |                | 7211         | 0.00                   | 0.00                                      | 0.00                   | 0.00                            | 0.00                             | 0.0%                             |
| To County Offices  |                | 7212         | 0.00                   | 0.00                                      | 0.00                   | 0.00                            | 0.00                             | 0.0%                             |
| To JPAs  |                | 7213         | 0.00                   | 0.00                                      | 0.00                   | 0.00                            | 0.00                             | 0.0%                             |
| All Other Transfers Out to All Others  |                | 7299         | 0.00                   | 0.00                                      | 0.00                   | 0.00                            | 0.00                             | 0.0%                             |
| Debt Service   |                |              |                        |   |                        |                                 |                                  |                                  |
| Debt Service - Interest  |                | 7438         | 0.00                   | 0.00                                      | 0.00                   | 0.00                            | 0.00                             | 0.0%                             |
| Other Debt Service - Principal   |                | 7439         | 0.00                   | 0.00                                      | 0.00                   | 0.00                            | 0.00                             | 0.0%                             |
| <b>TOTAL, OTHER OUTGO (excluding Transfers of Indirect Costs)</b>                  |                |              | 0.00                   | 0.00                                      | 0.00                   | 0.00                            | 0.00                             | 0.0%                             |
| <b>TOTAL, EXPENDITURES</b>   |                |              | 562,260.00             | 562,260.00                                | 0.00                   | 562,260.00                      |                                  |                                  |

| Description   | Resource Codes | Object Codes | Original Budget<br>(A) | Board Approved<br>Operating Budget<br>(B) | Actuals To Date<br>(C) | Projected Year<br>Totals<br>(D) | Difference<br>(Col B & D)<br>(E) | % Diff<br>Column<br>B & D<br>(F) |
|---|----------------|--------------|------------------------|---|------------------------|---------------------------------|----------------------------------|----------------------------------|
| <b>INTERFUND TRANSFERS</b>  |                |              |                        |   |                        |                                 |                                  |                                  |
| <b>INTERFUND TRANSFERS IN</b>                                     |                |              |                        |   |                        |                                 |                                  |                                  |
| From: General Fund/CSSF   |                | 8912         | 0.00                   | 0.00                                      | 0.00                   | 0.00                            | 0.00                             | 0.0%                             |
| Other Authorized Interfund Transfers In                           |                | 8919         | 0.00                   | 0.00                                      | 0.00                   | 0.00                            | 0.00                             | 0.0%                             |
| <b>(a) TOTAL, INTERFUND TRANSFERS IN</b>                          |                |              | 0.00                   | 0.00                                      | 0.00                   | 0.00                            | 0.00                             | 0.0%                             |
| <b>INTERFUND TRANSFERS OUT</b>                                    |                |              |                        |   |                        |                                 |                                  |                                  |
| To: General Fund/CSSF   |                | 7612         | 0.00                   | 0.00                                      | 0.00                   | 0.00                            | 0.00                             | 0.0%                             |
| To: State School Building Fund/<br>County School Facilities Fund  |                | 7613         | 0.00                   | 0.00                                      | 0.00                   | 0.00                            | 0.00                             | 0.0%                             |
| Other Authorized Interfund Transfers Out                          |                | 7619         | 0.00                   | 0.00                                      | 0.00                   | 0.00                            | 0.00                             | 0.0%                             |
| <b>(b) TOTAL, INTERFUND TRANSFERS OUT</b>                         |                |              | 0.00                   | 0.00                                      | 0.00                   | 0.00                            | 0.00                             | 0.0%                             |
| <b>OTHER SOURCES/USES</b>   |                |              |                        |   |                        |                                 |                                  |                                  |
| <b>SOURCES</b>  |                |              |                        |   |                        |                                 |                                  |                                  |
| Proceeds  |                |              |                        |   |                        |                                 |                                  |                                  |
| Proceeds from Disposal of<br>Capital Assets                       |                | 8953         | 0.00                   | 0.00                                      | 0.00                   | 0.00                            | 0.00                             | 0.0%                             |
| Other Sources   |                |              |                        |   |                        |                                 |                                  |                                  |
| Transfers from Funds of Lapsed/Reorganized LEAs                   |                | 8965         | 0.00                   | 0.00                                      | 0.00                   | 0.00                            | 0.00                             | 0.0%                             |
| Long-Term Debt Proceeds   |                | 8971         | 0.00                   | 0.00                                      | 0.00                   | 0.00                            | 0.00                             | 0.0%                             |
| Proceeds from Certificates of Participation                       |                | 8972         | 0.00                   | 0.00                                      | 0.00                   | 0.00                            | 0.00                             | 0.0%                             |
| Proceeds from Leases  |                | 8973         | 0.00                   | 0.00                                      | 0.00                   | 0.00                            | 0.00                             | 0.0%                             |
| Proceeds from Lease Revenue Bonds                                 |                | 8979         | 0.00                   | 0.00                                      | 0.00                   | 0.00                            | 0.00                             | 0.0%                             |
| All Other Financing Sources                                       |                | 8979         | 0.00                   | 0.00                                      | 0.00                   | 0.00                            | 0.00                             | 0.0%                             |
| <b>(c) TOTAL, SOURCES</b>   |                |              | 0.00                   | 0.00                                      | 0.00                   | 0.00                            | 0.00                             | 0.0%                             |
| <b>USES</b>   |                |              |                        |   |                        |                                 |                                  |                                  |
| Transfers of Funds from Lapsed/Reorganized LEAs                   |                | 7651         | 0.00                   | 0.00                                      | 0.00                   | 0.00                            | 0.00                             | 0.0%                             |
| All Other Financing Uses  |                | 7699         | 0.00                   | 0.00                                      | 0.00                   | 0.00                            | 0.00                             | 0.0%                             |
| <b>(d) TOTAL, USES</b>  |                |              | 0.00                   | 0.00                                      | 0.00                   | 0.00                            | 0.00                             | 0.0%                             |
| <b>CONTRIBUTIONS</b>  |                |              |                        |   |                        |                                 |                                  |                                  |
| Contributions from Unrestricted Revenues                          |                | 8980         | 0.00                   | 0.00                                      | 0.00                   | 0.00                            | 0.00                             | 0.0%                             |
| Contributions from Restricted Revenues                            |                | 8990         | 0.00                   | 0.00                                      | 0.00                   | 0.00                            | 0.00                             | 0.0%                             |
| <b>(e) TOTAL, CONTRIBUTIONS</b>                                   |                |              | 0.00                   | 0.00                                      | 0.00                   | 0.00                            | 0.00                             | 0.0%                             |
| <b>TOTAL, OTHER FINANCING SOURCES/USES</b><br>(a - b + c - d + e) |                |              | 0.00                   | 0.00                                      | 0.00                   | 0.00                            |                                  |                                  |

| <b>Resource</b> | <b>Description</b>        | <b>2021/22<br/>Projected Year Totals</b> |
|-----------------|---------------------------|--|
|                 | Total, Restricted Balance | <u>0.00</u>                              |