




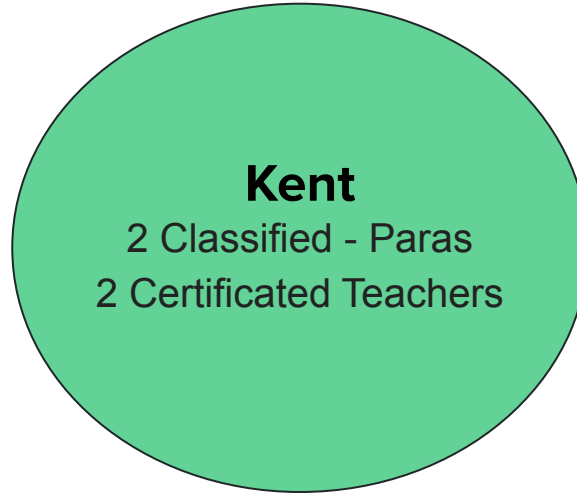
Alice Whitt, LC+/SDC Teacher Kent

Newly Tenured Teachers

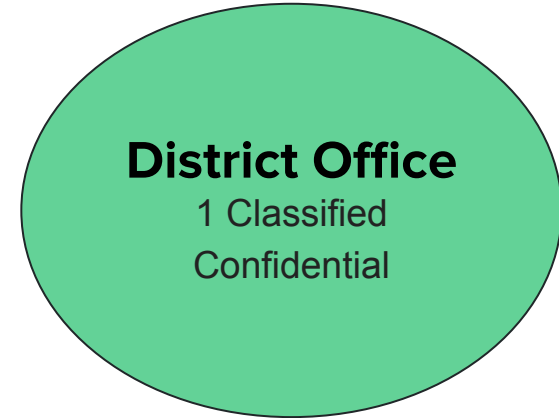
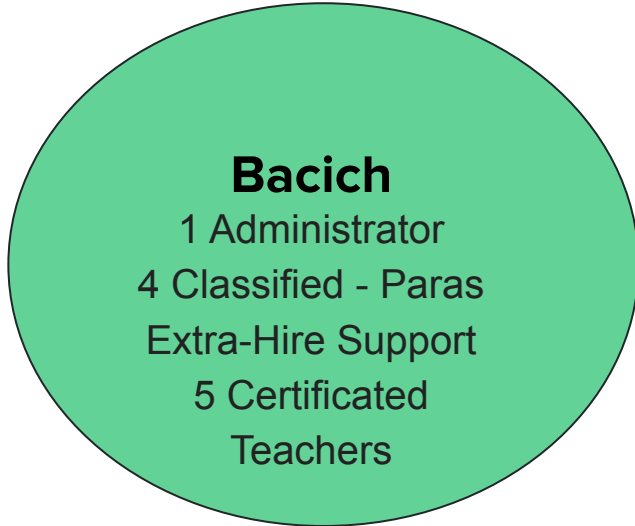


Cristina Moisa, School Psychologist

New 2022-23 KSD Staff District | Site




**Administrative
Classified
Certificated
Employee Groups**



Superintendent & Staff Updates

Sept. 13, 2022



General District Updates 2022-23

Facilities Preparedness

Class Size Update | Enrollment


Food For All Program

School Site Updates



September - Class Size Update

K-5*: Average Class Size 25
1st*: Average Class Size 22
6-8: Ratio ranges between 28 - 30



Grade	UTK (2)	Kinder (5)	1st (4)	2nd (5)	3rd (4)	4th (5)	5th (6)
# Enrolled	26	106	82	103	102	110	
Avg. Class Size	13	21.2	20.5	20.6	25.5	22	

Enrollment & Staffing

K-5*: Average Class Size 25
1st*: Average Class Size 22
6-8: Ratio ranges between 28 - 30

2022-23
Enrollment Watch
UTK Enrollment (35)
K Enrollment (91)
Other Grade Levels

	2019-20	2020-21	2021-22	Projected 2022-23	Difference 21-22 & 22-23
UTK-4	630	572	528	527	-1
5-8	557	527	516	516	-
Districtwide	1187	1099	1044	1043	-1

Food for All - Breakfast | Lunch



Breakfast Program

Key Components:

- Available 20 min. before school
- Open to anyone - no sign up
- Items are Grab & Go options
- 15 to 30 students accessing daily




Lunch Program

Key Components:

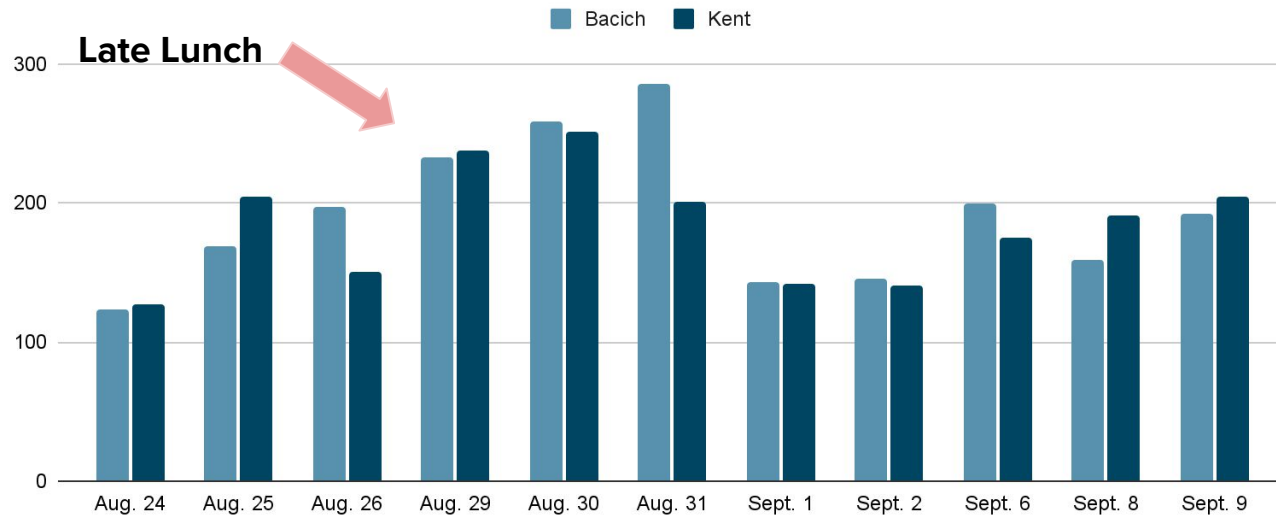
- Available daily
- Request order by 9pm day prior to service
- Entree - fruit | veggie - milk
- Participation data varies



Food for All - Breakfast | Lunch



KSD Lunch Orders - Aug. 24 - Sept. 9



Average Participation Rate

Bacich - 191 Kent - 184

Participation Rate
Approx. 30%

Donation Rate
10 - 20%

Lunch Program Participation



Food for All

Breakfast | Lunch
Next Steps....


Refine daily operations | staffing

Adjust menu with rotating options

Monitor purchasing

Continue/Increase use of volunteers

**Ensure access to all - intentional
outreach**



School Site Updates

